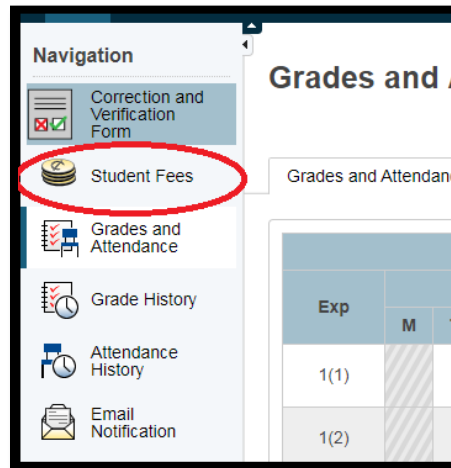
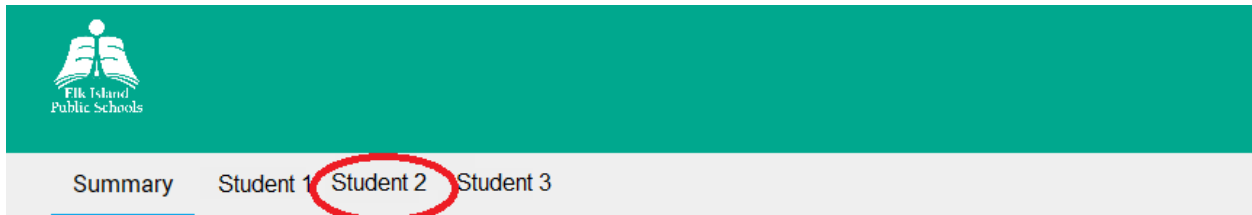


Purchasing Grad 2019 Tickets

1. Log into your Parent PowerSchool account. You can go to <https://www.eips.ca/> and you will find the link under Parent Quick Links. If you do not have a Parent Portal account, you can contact the office to help set it up.
2. Select Student Fees



3. Select your grad's name if you have more than one student within Elk Island Public Schools

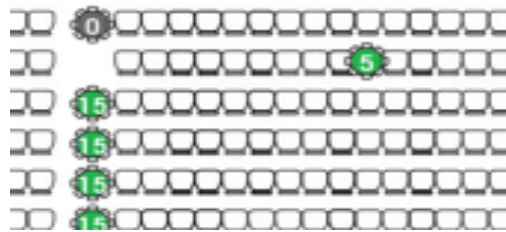


Student ID	Name	Grade	School
123456789	Student 1	11	Fort Saskatchewan Senior High School
987654321	Student 2	12	Fort Saskatchewan Senior High School
012398765	Student 3	5	Fort Saskatchewan Elementary

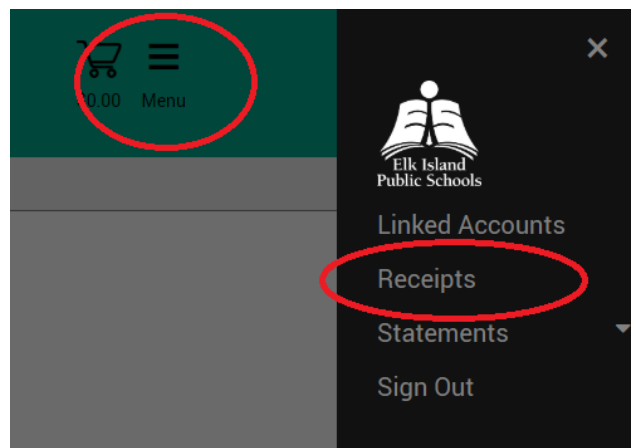
- Under "School Items", select Grad 2019 Tickets. Only students who meet the graduation requirements and with all fees paid will have this item available.



- Select the row you would like to sit in. The seats are filled from left to right in each row, so you will be assigned the next available seats in that row. For example, if you are the first person to purchase tickets in that row and you purchase 10 tickets, you will be assigned seats 1-10. The next person to purchase tickets in that row would be assigned seats beginning at seat 11. There are 15 seats per row.



- Print off your receipt or take a screenshot of it. This is your ticket to gain entry into Millenium Place. If you need to reprint your receipt, you can do so by clicking Menu and Receipts.



If you have any questions please feel free to call the school at 780-998-3751.