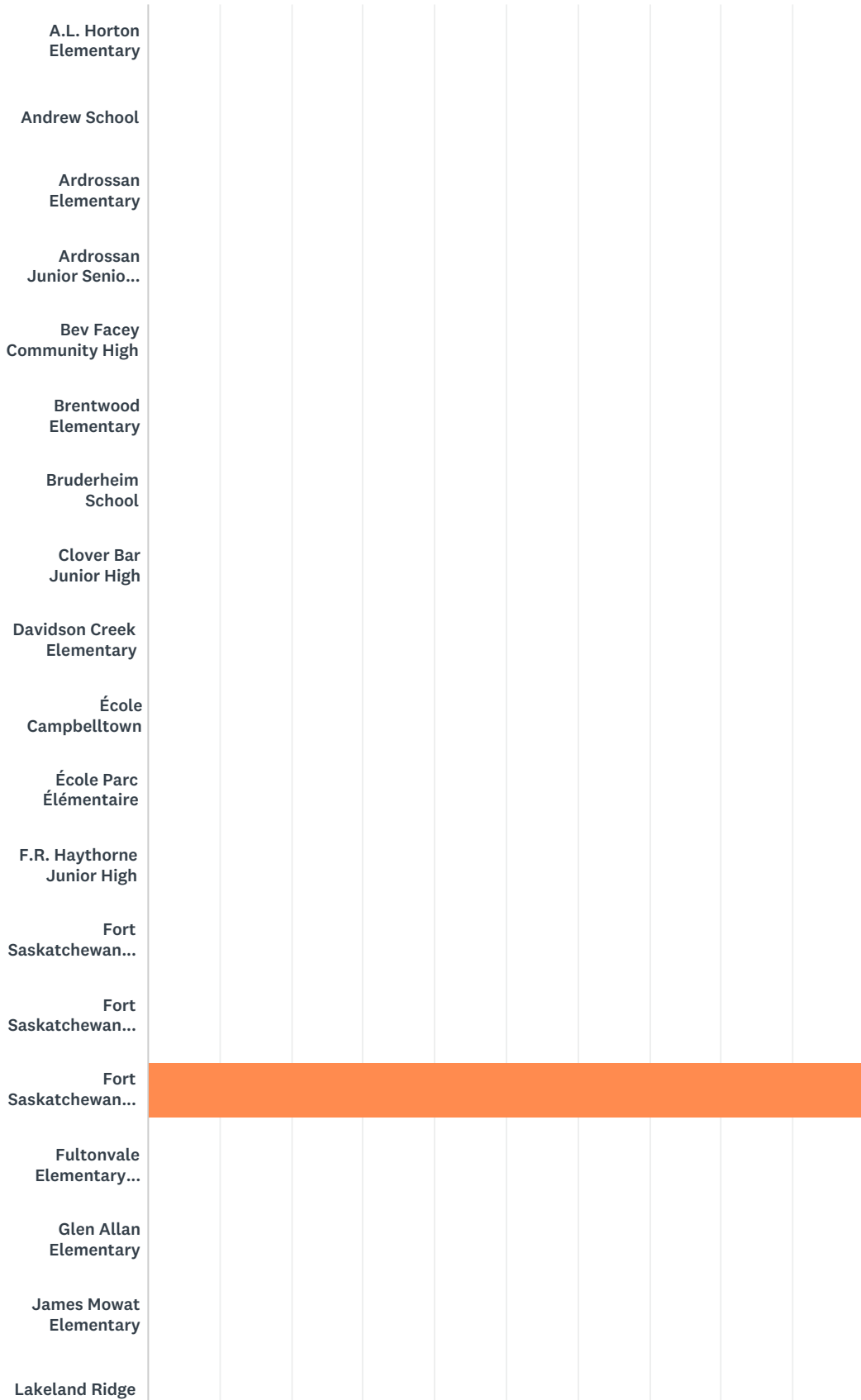


# Q1 What school does your child currently attend?

Answered: 61 Skipped: 0



# EIPS Parent Survey 2018-19



EIPS Parent Survey 2018-19

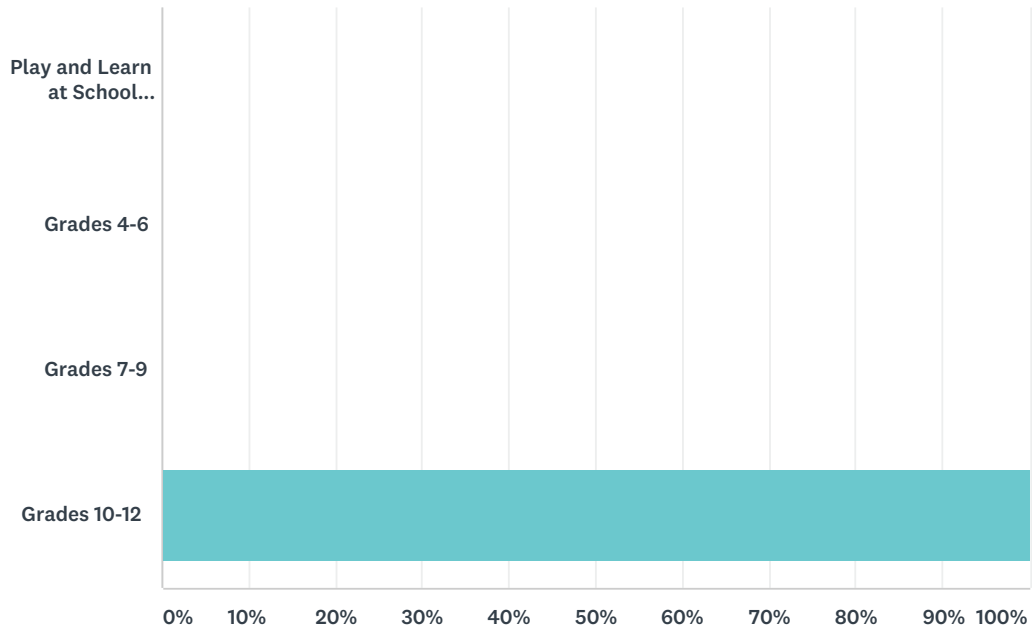
ANSWER CHOICES	RESPONSES	
A.L. Horton Elementary	0.00%	0
Andrew School	0.00%	0
Ardrossan Elementary	0.00%	0
Ardrossan Junior Senior High	0.00%	0
Bev Facey Community High	0.00%	0
Brentwood Elementary	0.00%	0
Bruderheim School	0.00%	0
Clover Bar Junior High	0.00%	0
Davidson Creek Elementary	0.00%	0
École Campbelltown	0.00%	0
École Parc Élémentaire	0.00%	0
F.R. Haythorne Junior High	0.00%	0
Fort Saskatchewan Christian	0.00%	0
Fort Saskatchewan Elementary	0.00%	0
Fort Saskatchewan Senior High	100.00%	61
Fultonvale Elementary Junior High	0.00%	0
Glen Allan Elementary	0.00%	0
James Mowat Elementary	0.00%	0
Lakeland Ridge	0.00%	0
Lamont Elementary	0.00%	0
Lamont High	0.00%	0
Mills Haven Elementary	0.00%	0
Mundare School	0.00%	0
Next Step/Outreach	0.00%	0
Pine Street Elementary	0.00%	0
Rudolph Hennig Junior High	0.00%	0
Salisbury Composite High	0.00%	0
Sherwood Heights Junior High	0.00%	0
SouthPointe School	0.00%	0
Strathcona Christian Academy Elementary	0.00%	0
Strathcona Christian Academy Secondary	0.00%	0
Uncas Elementary	0.00%	0
Vegreville Composite High	0.00%	0
Wes Hosford Elementary	0.00%	0

## EIPS Parent Survey 2018-19

Westboro Elementary	0.00%	0
Win Ferguson Elementary	0.00%	0
Woodbridge Farms Elementary	0.00%	0
Wye Elementary	0.00%	0
TOTAL		61

## Q2 What grade is your child currently in?

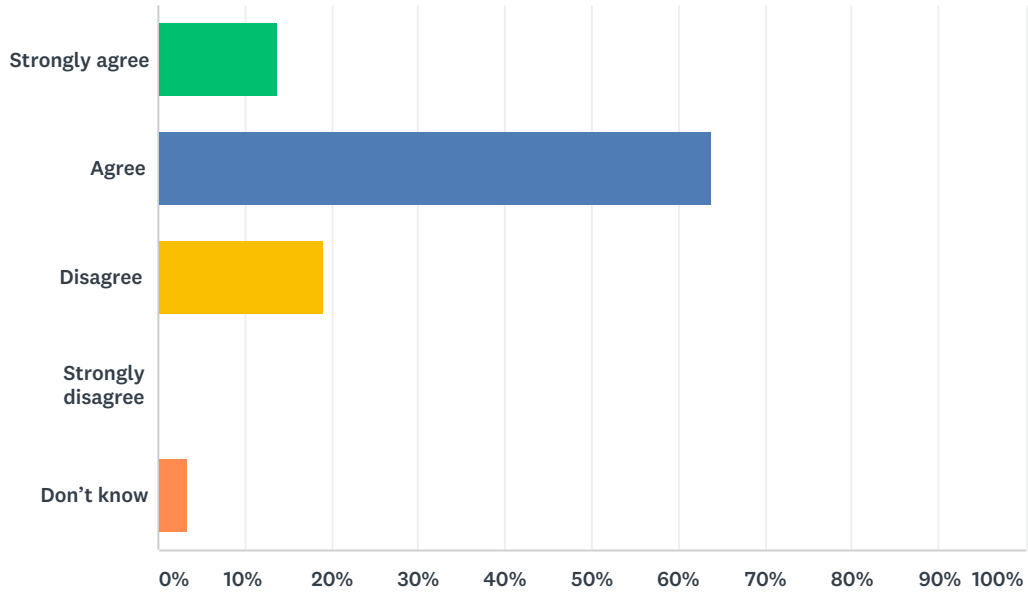
Answered: 61 Skipped: 0



ANSWER CHOICES	RESPONSES
Play and Learn at School (PALS)KindergartenGrades 1-3	0.00% 0
Grades 4-6	0.00% 0
Grades 7-9	0.00% 0
Grades 10-12	100.00% 61
TOTAL	61

### Q3 My child's individual needs are met.

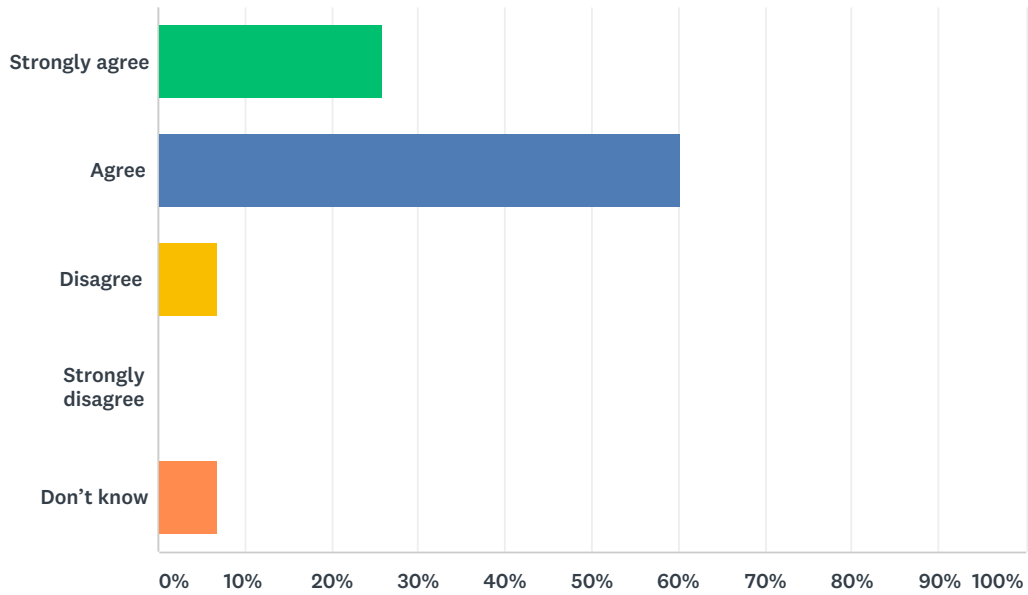
Answered: 58 Skipped: 3



ANSWER CHOICES	RESPONSES	
Strongly agree	13.79%	8
Agree	63.79%	37
Disagree	18.97%	11
Strongly disagree	0.00%	0
Don't know	3.45%	2
<b>TOTAL</b>		<b>58</b>

### Q4 My child is encouraged at school to do his or her best.

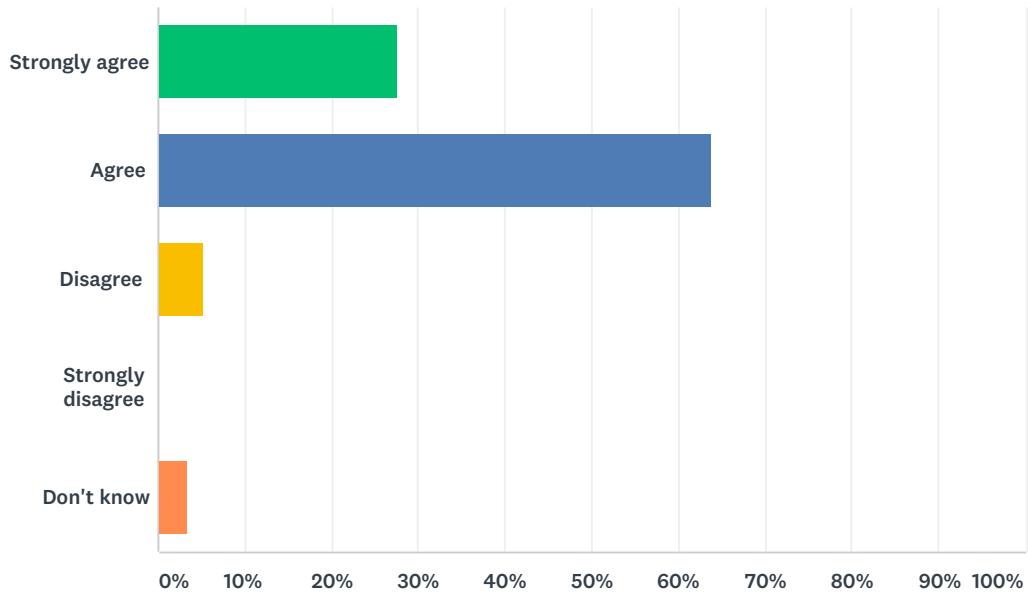
Answered: 58 Skipped: 3



ANSWER CHOICES	RESPONSES	
Strongly agree	25.86%	15
Agree	60.34%	35
Disagree	6.90%	4
Strongly disagree	0.00%	0
Don't know	6.90%	4
<b>TOTAL</b>		<b>58</b>

### Q5 My child is demonstrating growth in literacy.

Answered: 58 Skipped: 3

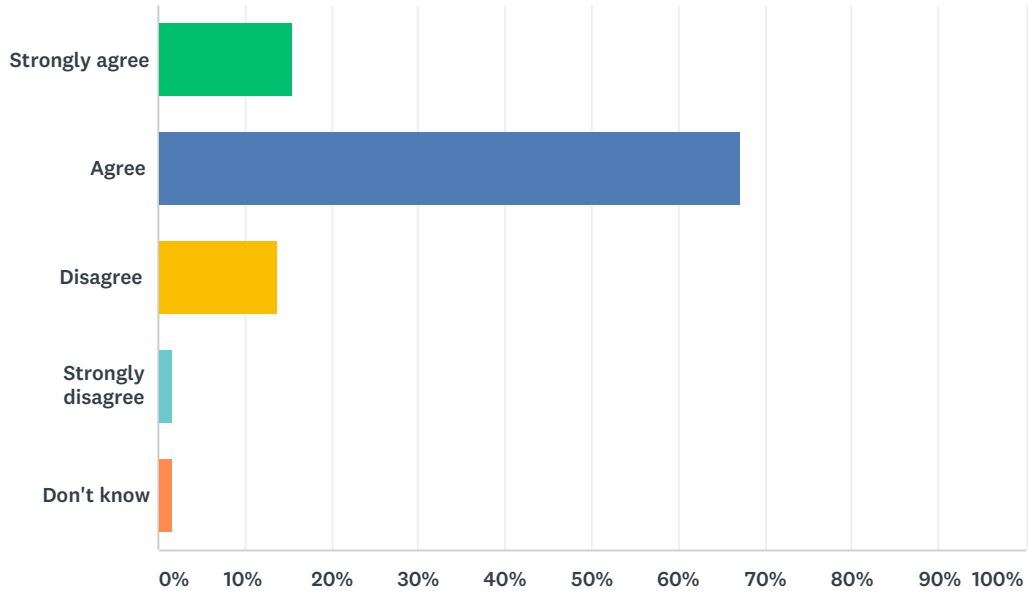


ANSWER CHOICES	RESPONSES	
Strongly agree	27.59%	16
Agree	63.79%	37
Disagree	5.17%	3
Strongly disagree	0.00%	0
Don't know	3.45%	2
<b>TOTAL</b>		<b>58</b>



## Q6 My child is demonstrating growth in numeracy.

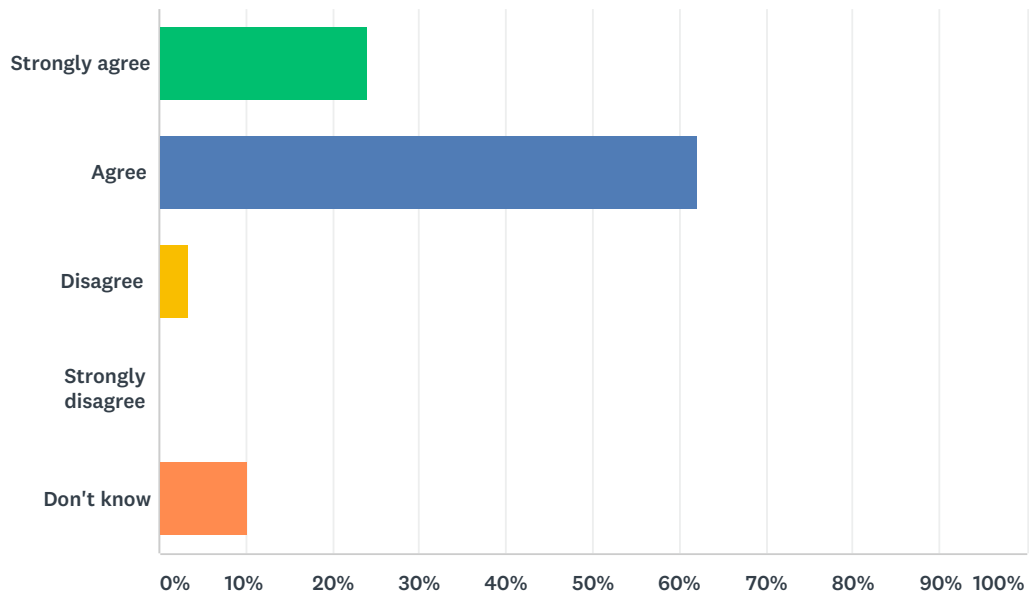
Answered: 58 Skipped: 3



ANSWER CHOICES	RESPONSES	
Strongly agree	15.52%	9
Agree	67.24%	39
Disagree	13.79%	8
Strongly disagree	1.72%	1
Don't know	1.72%	1
<b>TOTAL</b>		<b>58</b>

## Q7 My child has an understanding of First Nations, Métis and Inuit culture and history.

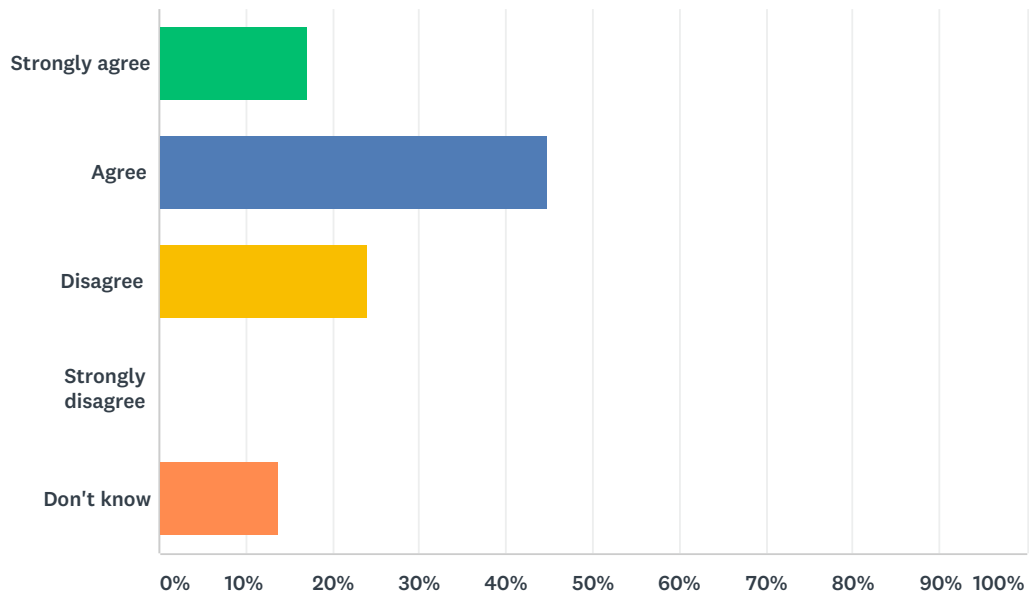
Answered: 58 Skipped: 3



ANSWER CHOICES	RESPONSES	
Strongly agree	24.14%	14
Agree	62.07%	36
Disagree	3.45%	2
Strongly disagree	0.00%	0
Don't know	10.34%	6
<b>TOTAL</b>		<b>58</b>

## Q8 My child is being taught knowledge, skills and attitudes necessary to be successful in life.

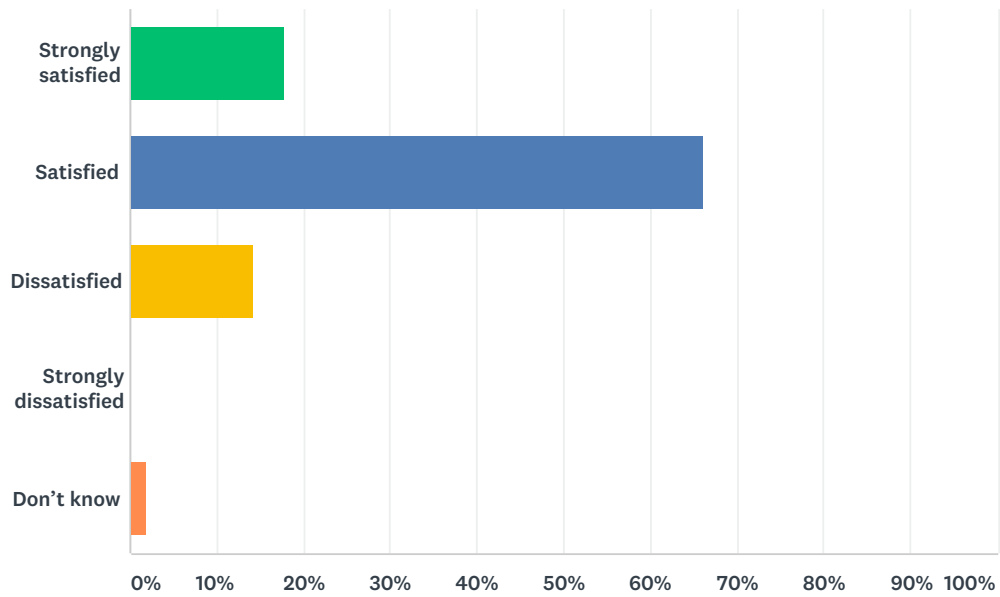
Answered: 58 Skipped: 3



ANSWER CHOICES	RESPONSES	
Strongly agree	17.24%	10
Agree	44.83%	26
Disagree	24.14%	14
Strongly disagree	0.00%	0
Don't know	13.79%	8
<b>TOTAL</b>		<b>58</b>

## Q9 How satisfied are you with the quality of education your child is receiving at his or her school?

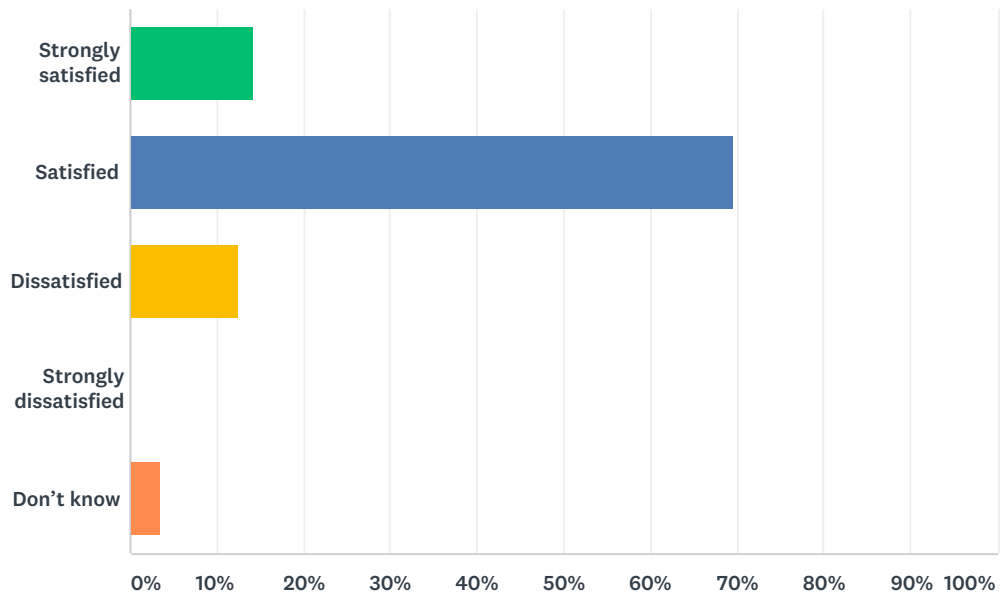
Answered: 56 Skipped: 5



ANSWER CHOICES	RESPONSES	
Strongly satisfied	17.86%	10
Satisfied	66.07%	37
Dissatisfied	14.29%	8
Strongly dissatisfied	0.00%	0
Don't know	1.79%	1
<b>TOTAL</b>		<b>56</b>

## Q10 How satisfied are you with the quality of teaching at your child's school?

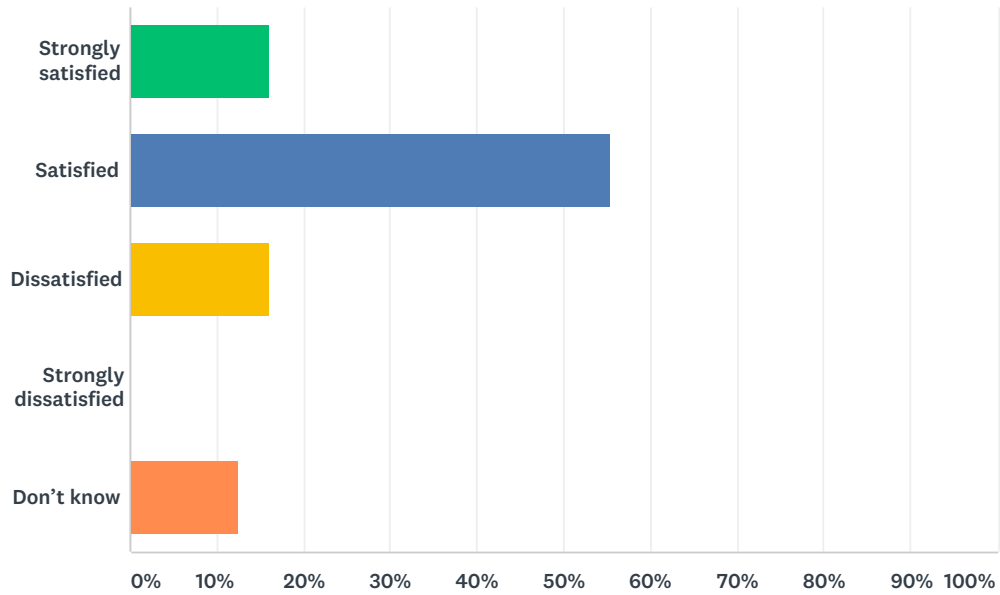
Answered: 56 Skipped: 5



ANSWER CHOICES	RESPONSES	
Strongly satisfied	14.29%	8
Satisfied	69.64%	39
Dissatisfied	12.50%	7
Strongly dissatisfied	0.00%	0
Don't know	3.57%	2
<b>TOTAL</b>		<b>56</b>

## Q11 How satisfied are you with the leadership in your child's school?

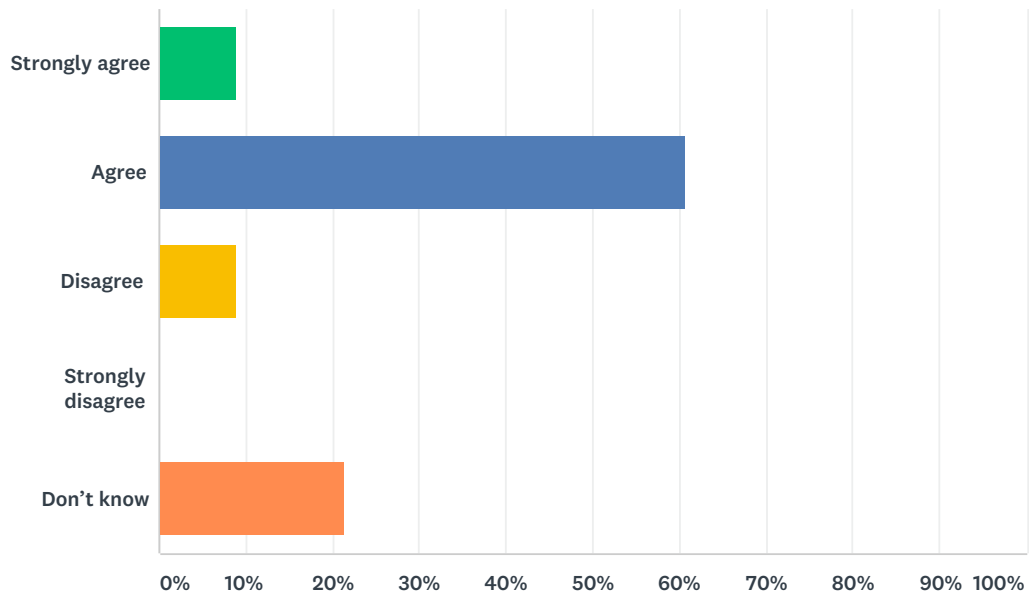
Answered: 56 Skipped: 5



ANSWER CHOICES	RESPONSES	
Strongly satisfied	16.07%	9
Satisfied	55.36%	31
Dissatisfied	16.07%	9
Strongly dissatisfied	0.00%	0
Don't know	12.50%	7
<b>TOTAL</b>		<b>56</b>

## Q12 The rights and responsibilities of citizenship are reinforced in my child's school.

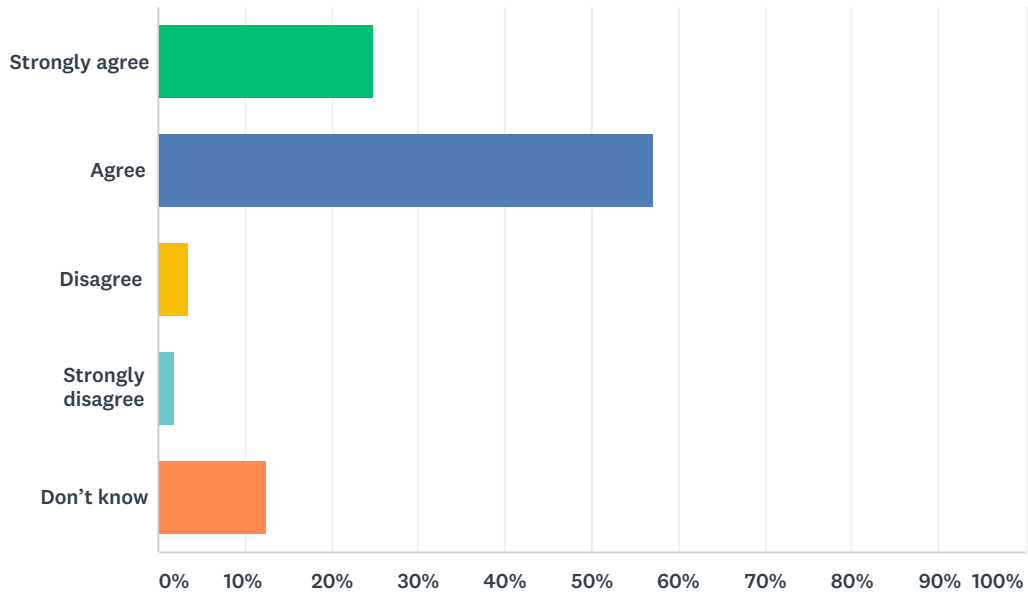
Answered: 56 Skipped: 5



ANSWER CHOICES	RESPONSES	
Strongly agree	8.93%	5
Agree	60.71%	34
Disagree	8.93%	5
Strongly disagree	0.00%	0
Don't know	21.43%	12
<b>TOTAL</b>		<b>56</b>

### Q13 The school staff care about my child.

Answered: 56 Skipped: 5

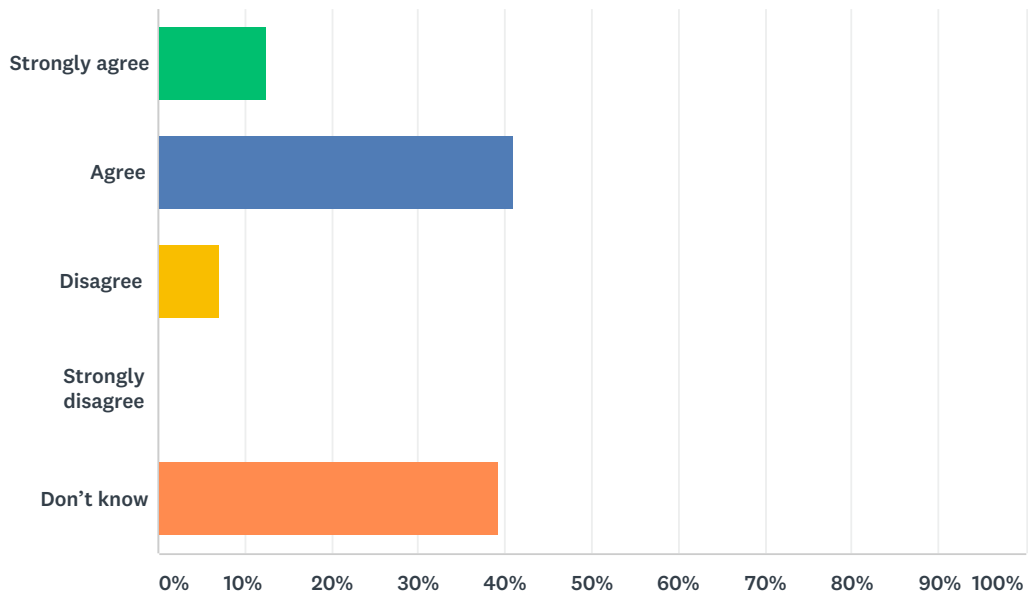


ANSWER CHOICES	RESPONSES	
Strongly agree	25.00%	14
Agree	57.14%	32
Disagree	3.57%	2
Strongly disagree	1.79%	1
Don't know	12.50%	7
<b>TOTAL</b>		<b>56</b>



## Q14 Discipline is handled in a fair and reasonable manner in my child's school.

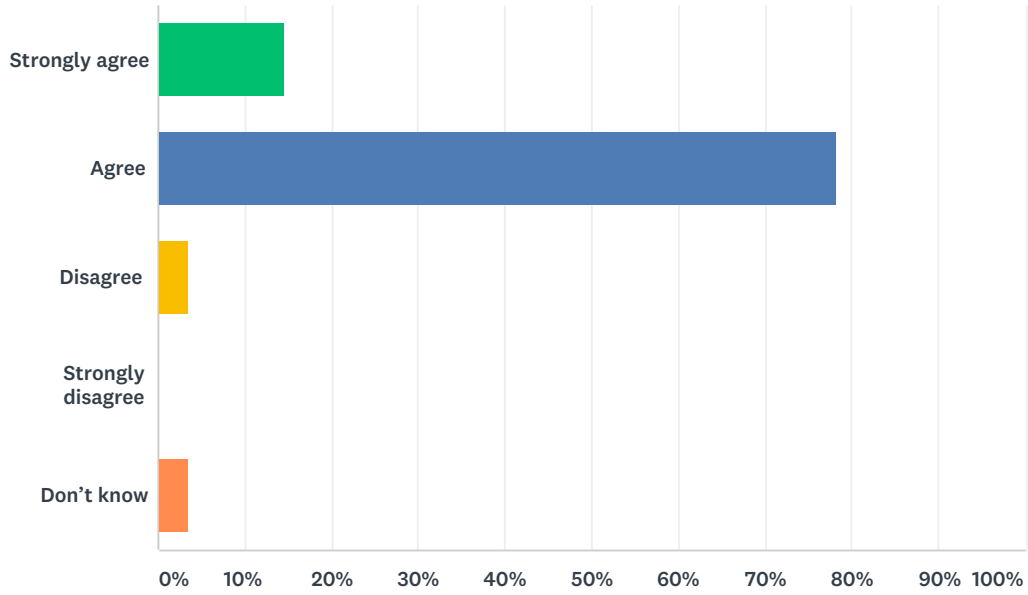
Answered: 56 Skipped: 5



ANSWER CHOICES	RESPONSES	
Strongly agree	12.50%	7
Agree	41.07%	23
Disagree	7.14%	4
Strongly disagree	0.00%	0
Don't know	39.29%	22
<b>TOTAL</b>		<b>56</b>

### Q15 My child's school is safe.

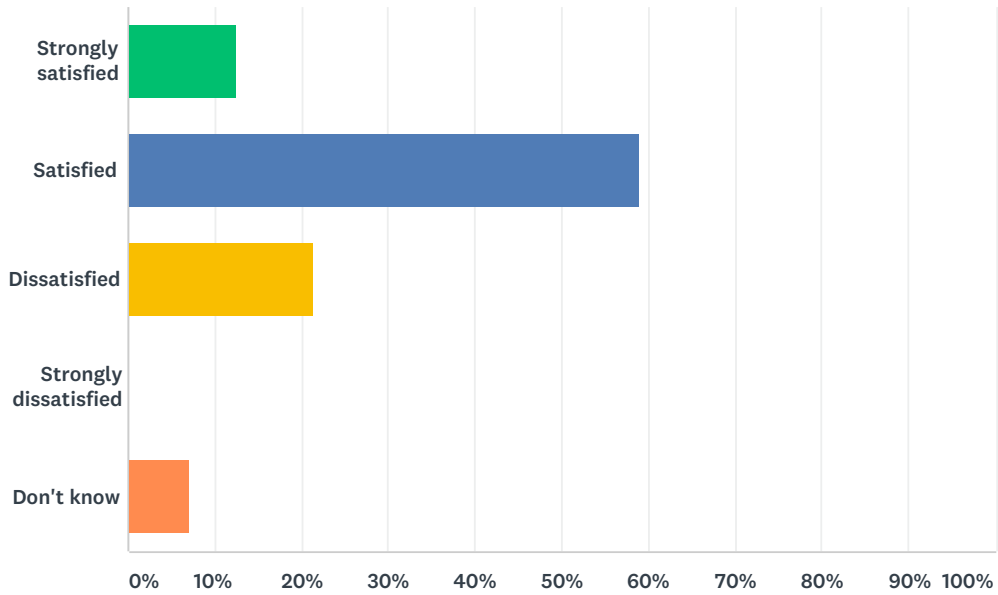
Answered: 55 Skipped: 6



ANSWER CHOICES	RESPONSES	
Strongly agree	14.55%	8
Agree	78.18%	43
Disagree	3.64%	2
Strongly disagree	0.00%	0
Don't know	3.64%	2
<b>TOTAL</b>		<b>55</b>

## Q16 How satisfied are you with the resources available to support your child's learning?

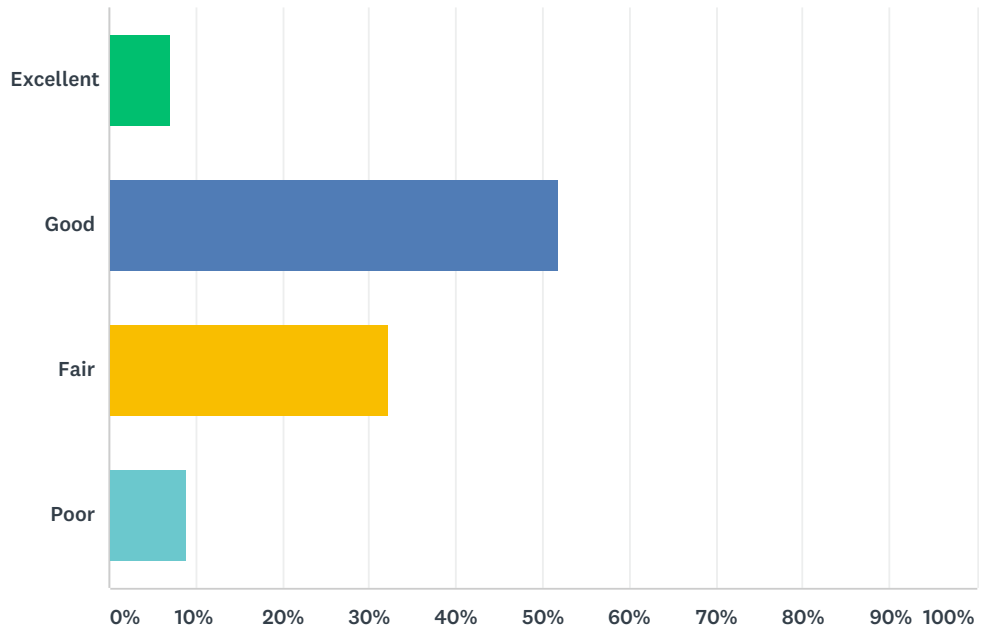
Answered: 56 Skipped: 5



ANSWER CHOICES	RESPONSES	
Strongly satisfied	12.50%	7
Satisfied	58.93%	33
Dissatisfied	21.43%	12
Strongly dissatisfied	0.00%	0
Don't know	7.14%	4
<b>TOTAL</b>		<b>56</b>

### Q17 How would you rate the physical condition of your child's school?

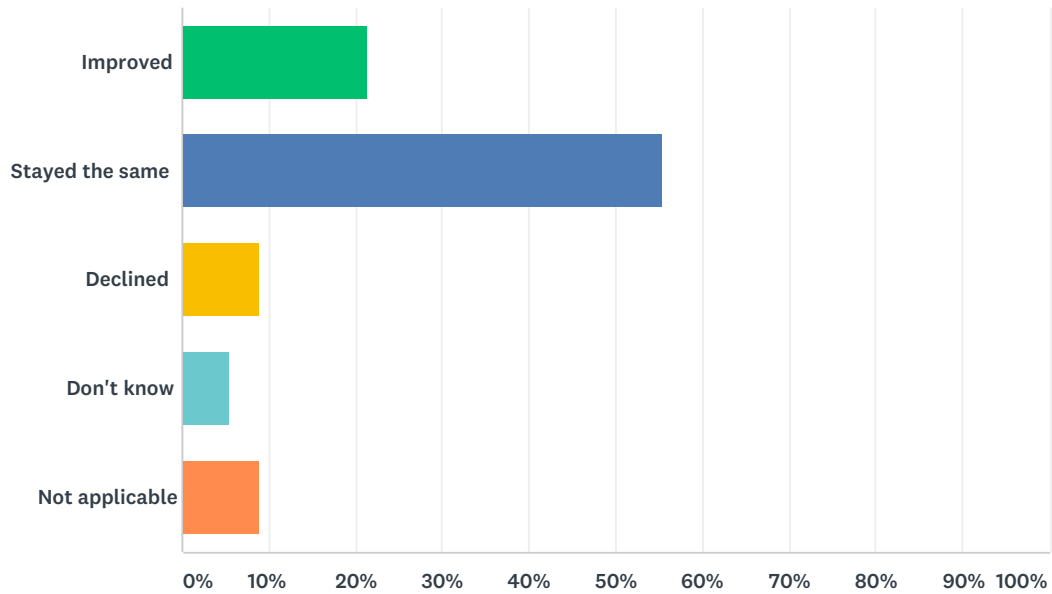
Answered: 56 Skipped: 5



ANSWER CHOICES	RESPONSES
Excellent	7.14% 4
Good	51.79% 29
Fair	32.14% 18
Poor	8.93% 5
TOTAL	56

### Q18 In your opinion, has the quality of education your child has experienced at school improved, stayed the same or declined in the past three years?

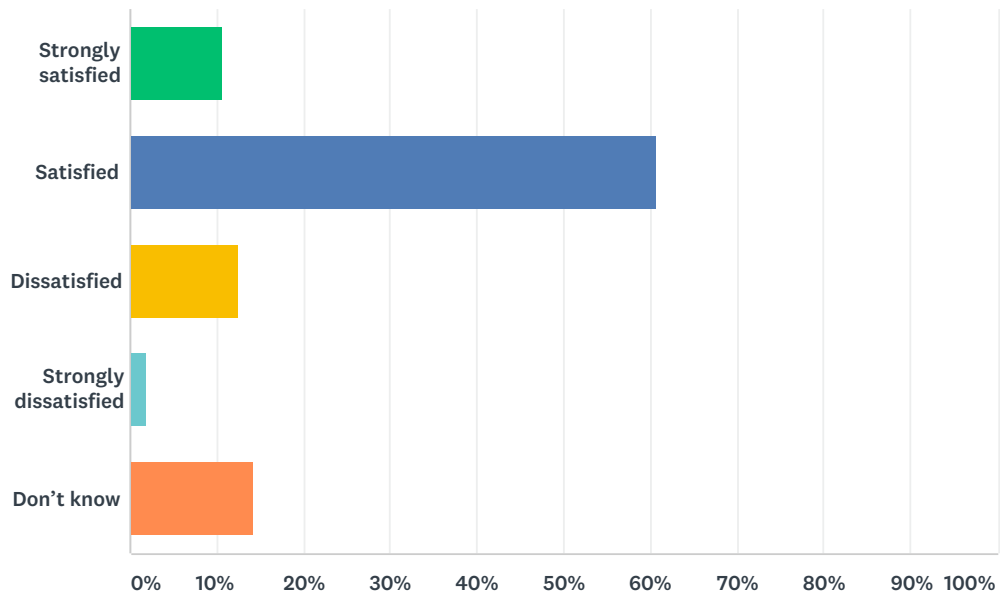
Answered: 56 Skipped: 5



ANSWER CHOICES	RESPONSES	
Improved	21.43%	12
Stayed the same	55.36%	31
Declined	8.93%	5
Don't know	5.36%	3
Not applicable	8.93%	5
<b>TOTAL</b>		<b>56</b>

## Q19 How satisfied are you with the opportunity to be involved in decisions at your child's school?

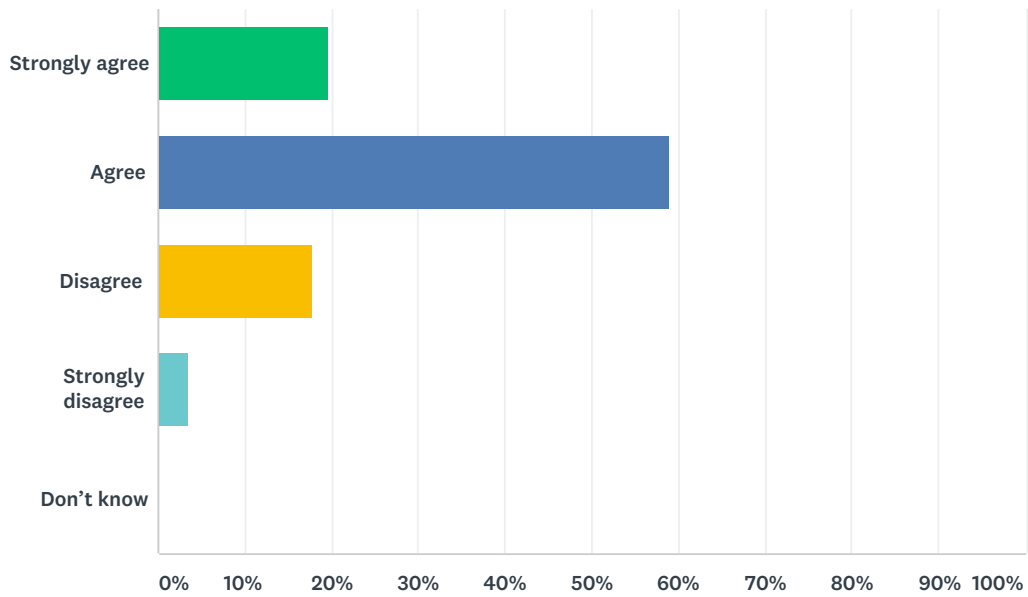
Answered: 56 Skipped: 5



ANSWER CHOICES	RESPONSES	
Strongly satisfied	10.71%	6
Satisfied	60.71%	34
Dissatisfied	12.50%	7
Strongly dissatisfied	1.79%	1
Don't know	14.29%	8
<b>TOTAL</b>		<b>56</b>

## Q20 The school keeps me informed about my child's progress and achievement.

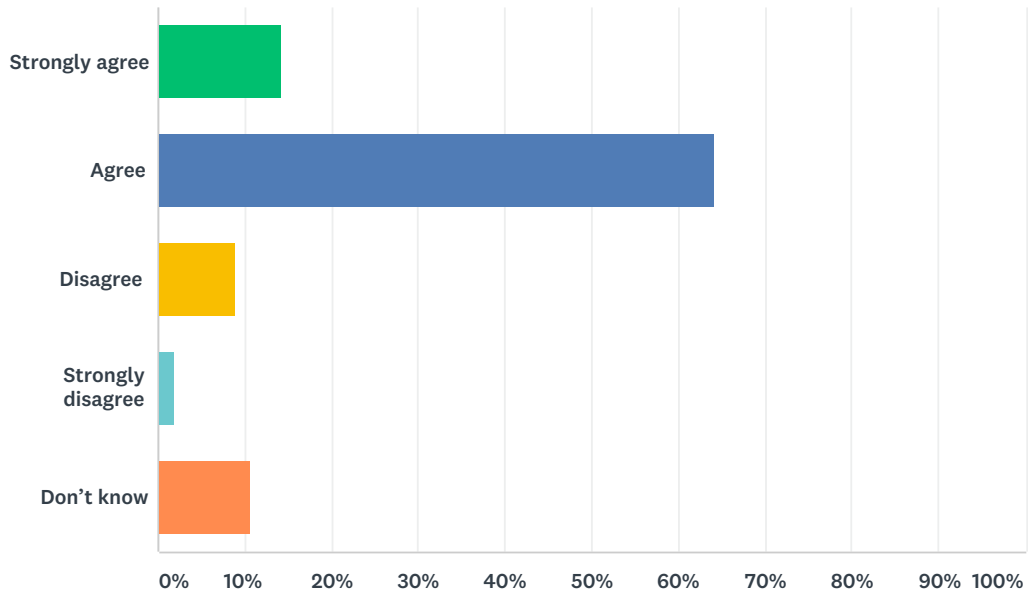
Answered: 56 Skipped: 5



ANSWER CHOICES	RESPONSES	
Strongly agree	19.64%	11
Agree	58.93%	33
Disagree	17.86%	10
Strongly disagree	3.57%	2
Don't know	0.00%	0
<b>TOTAL</b>		<b>56</b>

## Q21 There is open and honest communication within my child's school.

Answered: 56 Skipped: 5

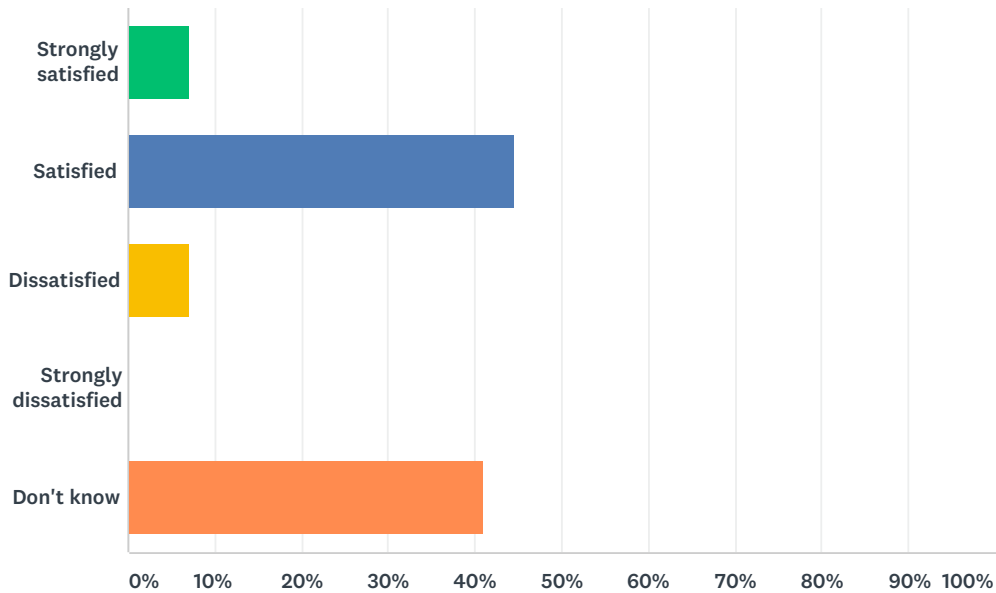


ANSWER CHOICES	RESPONSES	
Strongly agree	14.29%	8
Agree	64.29%	36
Disagree	8.93%	5
Strongly disagree	1.79%	1
Don't know	10.71%	6
<b>TOTAL</b>		<b>56</b>



Q22 How satisfied are you with the community partnerships that may be established at your school? For example: Saffron, KEYS program, Green Certificate, lunch programs, after-school programs, RAP, Tools for School, Scratch Day, Entrepreneurial Adventure, scholarships/grants, etc.

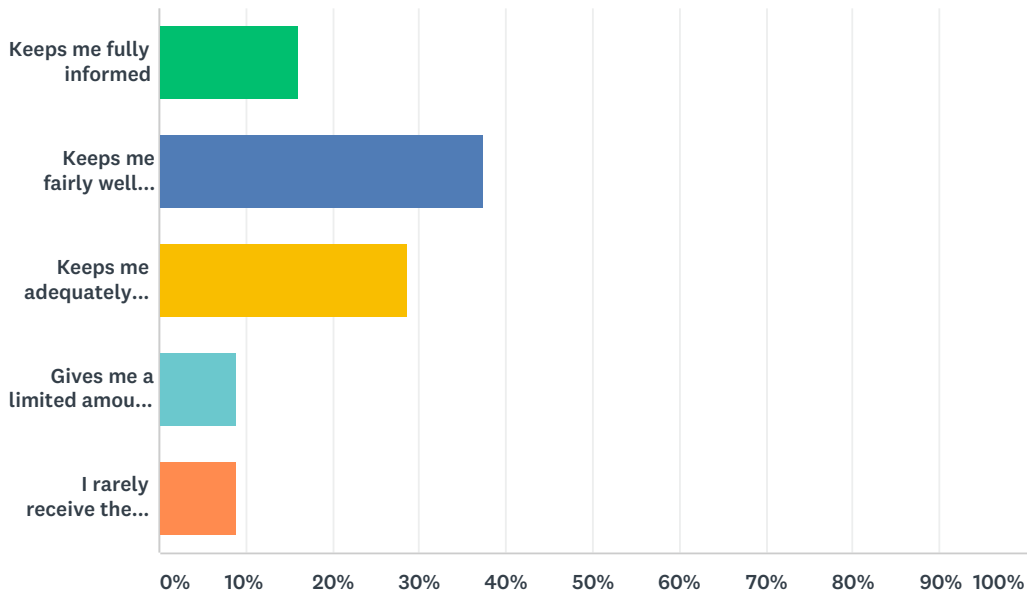
Answered: 56 Skipped: 5



ANSWER CHOICES	RESPONSES	
Strongly satisfied	7.14%	4
Satisfied	44.64%	25
Dissatisfied	7.14%	4
Strongly dissatisfied	0.00%	0
Don't know	41.07%	23
<b>TOTAL</b>		<b>56</b>

Q23 Elk Island Public Schools appreciates the opportunity to stay connected with parents about news, activities, programs and other matters of importance. What is your impression of the communication you receive from your child's school?

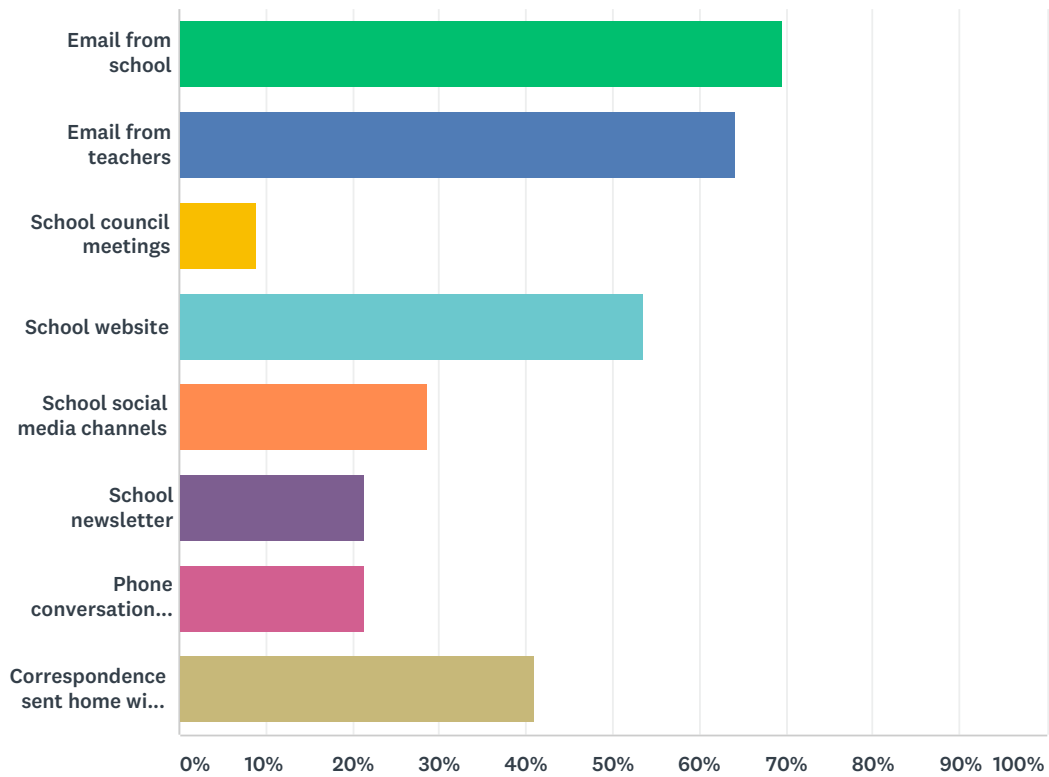
Answered: 56 Skipped: 5



ANSWER CHOICES	RESPONSES	
Keeps me fully informed	16.07%	9
Keeps me fairly well informed	37.50%	21
Keeps me adequately informed	28.57%	16
Gives me a limited amount of information	8.93%	5
I rarely receive the information I need	8.93%	5
<b>TOTAL</b>		<b>56</b>

## Q24 Do you regularly make use of the following to keep up to date on school activities, programs, etc.? Check all that apply.

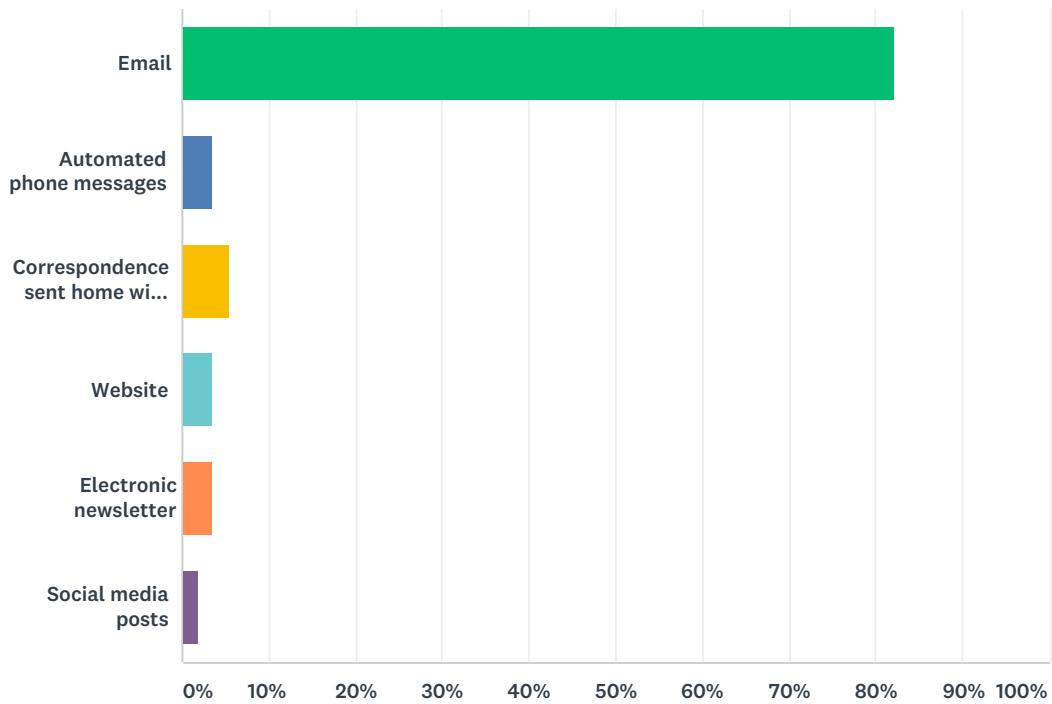
Answered: 56 Skipped: 5



ANSWER CHOICES	RESPONSES	
Email from school	69.64%	39
Email from teachers	64.29%	36
School council meetings	8.93%	5
School website	53.57%	30
School social media channels	28.57%	16
School newsletter	21.43%	12
Phone conversations with the school or teachers	21.43%	12
Correspondence sent home with your child	41.07%	23
Total Respondents: 56		

## Q25 What is your most preferred method of communication from the school and Division?

Answered: 56 Skipped: 5

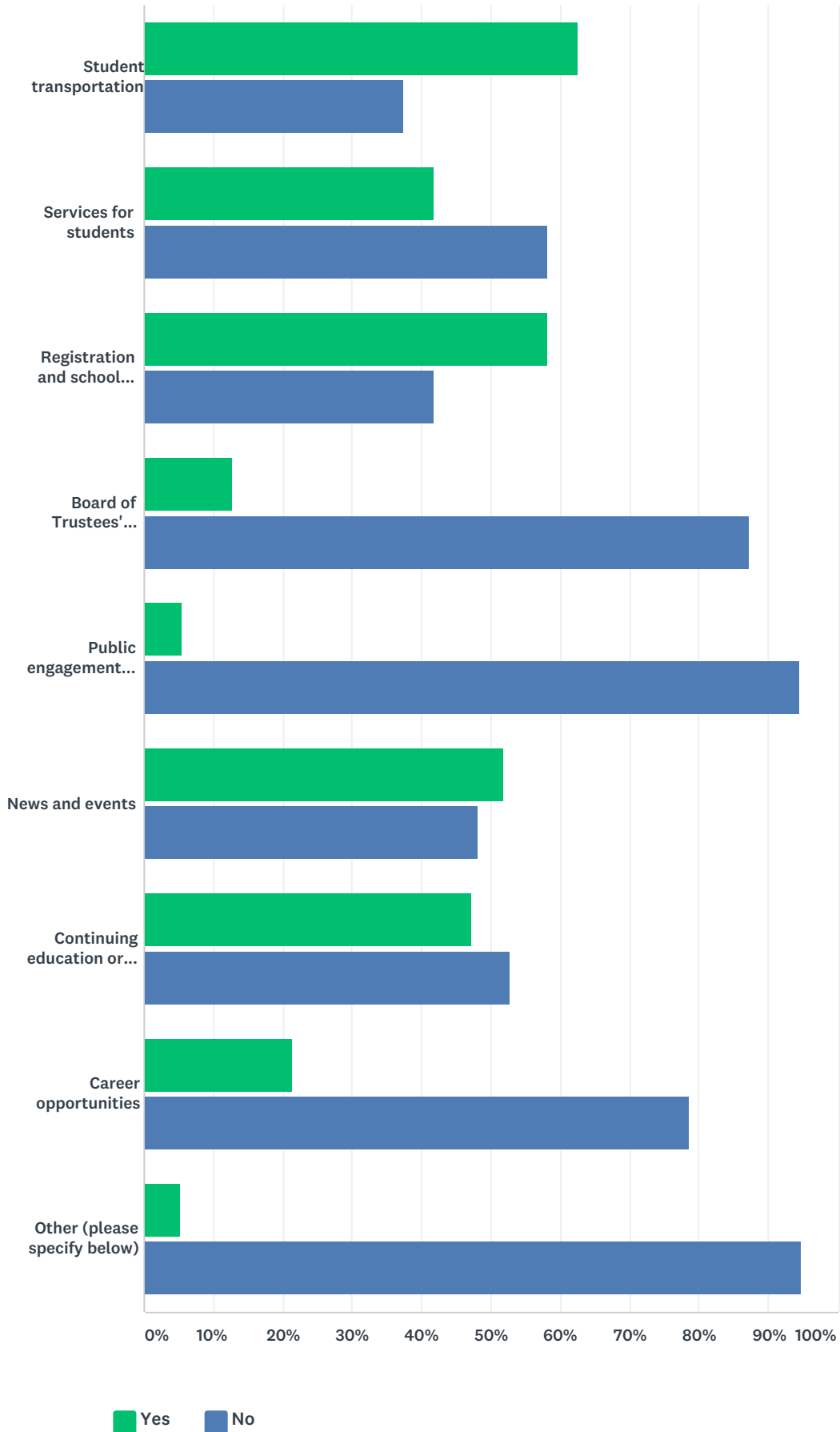


ANSWER CHOICES	RESPONSES	
Email	82.14%	46
Automated phone messages	3.57%	2
Correspondence sent home with your child	5.36%	3
Website	3.57%	2
Electronic newsletter	3.57%	2
Social media posts	1.79%	1
<b>TOTAL</b>		<b>56</b>

Q26 Do you visit the Division website ([www.eips.ca](http://www.eips.ca)) for information on:

Answered: 56 Skipped: 5

### EIPS Parent Survey 2018-19



Yes No

YES	NO	TOTAL	WEIGHTED AVERAGE
-----	----	-------	------------------

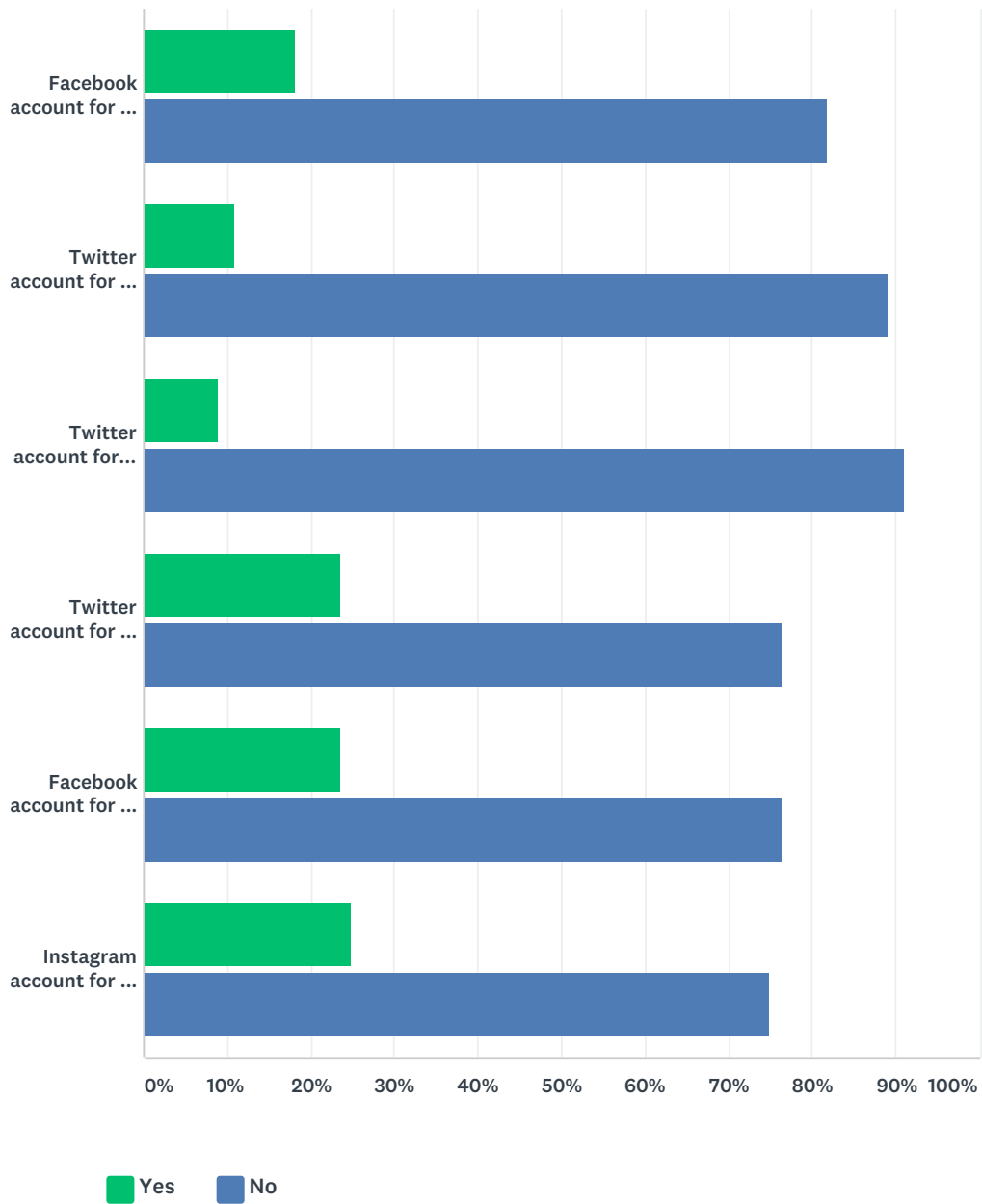
## EIPS Parent Survey 2018-19

Student transportation	62.50% 35	37.50% 21	56	1.63
Services for students	41.82% 23	58.18% 32	55	1.42
Registration and school boundaries	58.18% 32	41.82% 23	55	1.58
Board of Trustees' meetings	12.73% 7	87.27% 48	55	1.13
Public engagement initiatives	5.45% 3	94.55% 52	55	1.05
News and events	51.85% 28	48.15% 26	54	1.52
Continuing education or summer courses	47.27% 26	52.73% 29	55	1.47
Career opportunities	21.43% 12	78.57% 44	56	1.21
Other (please specify below)	5.26% 2	94.74% 36	38	1.05

#	OTHER:	DATE
1	Division school calendar	3/20/2019 10:23 AM
2	Fees	3/11/2019 6:22 PM

## Q27 The Division and schools often share news and information on social media. Do you follow:

Answered: 56 Skipped: 5



	YES	NO	TOTAL	WEIGHTED AVERAGE
Facebook account for the Division (Facebook.com/ElkIslandPublicSchools)	18.18% 10	81.82% 45	55	1.18
Twitter account for the Division (@eips)	10.91% 6	89.09% 49	55	1.11
Twitter account for EIPS Student Transportation (@eipsST)	9.09% 5	90.91% 50	55	1.09
Twitter account for my child's school	23.64% 13	76.36% 42	55	1.24



## EIPS Parent Survey 2018-19

---

Facebook account for my child's school, if applicable	23.64%	76.36%		
	13	42	55	1.24
<hr/>				
Instagram account for my child's school, if applicable	25.00%	75.00%		
	14	42	56	1.25