


# Q1 What school does your child currently attend? For out-of-school learners, what is your child's home school?

Answered: 55 Skipped: 0



EIPS Parent Survey 2020-21





## EIPS Parent Survey 2020-21

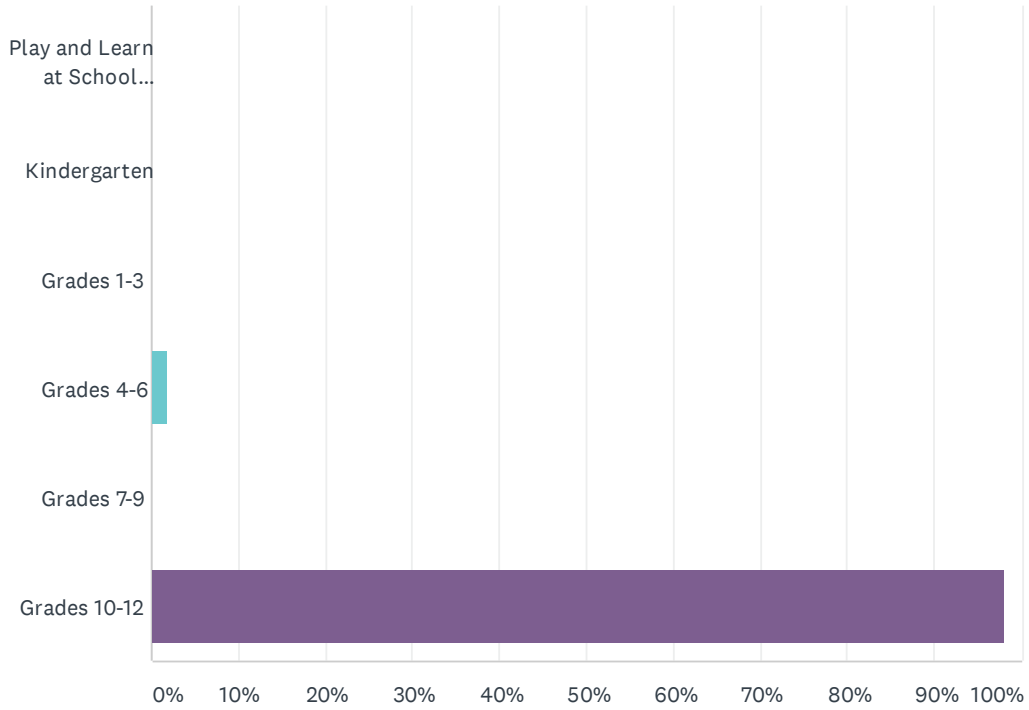
ANSWER CHOICES	RESPONSES	
A.L. Horton Elementary	0.00%	0
Andrew School	0.00%	0
Ardrossan Elementary	0.00%	0
Ardrossan Junior Senior High	0.00%	0
Bev Facey Community High	0.00%	0
Brentwood Elementary	0.00%	0
Bruderheim School	0.00%	0
Clover Bar Junior High	0.00%	0
Davidson Creek Elementary	0.00%	0
École Campbelltown	0.00%	0
École Parc Élémentaire	0.00%	0
F.R. Haythorne Junior High	0.00%	0
Fort Saskatchewan Christian	0.00%	0
Fort Saskatchewan Elementary	0.00%	0
Fort Saskatchewan High	100.00%	55
Fultonvale Elementary Junior High	0.00%	0
Glen Allan Elementary	0.00%	0
Heritage Hills Elementary	0.00%	0
James Mowat Elementary	0.00%	0
Lakeland Ridge	0.00%	0
Lamont Elementary	0.00%	0
Lamont High	0.00%	0
Mills Haven Elementary	0.00%	0
Mundare School	0.00%	0
Next Step/Outreach	0.00%	0
Pine Street Elementary	0.00%	0
Rudolph Hennig Junior High	0.00%	0
Salisbury Composite High	0.00%	0
Sherwood Heights Junior High	0.00%	0
SouthPointe School	0.00%	0
Strathcona Christian Academy Elementary	0.00%	0
Strathcona Christian Academy Secondary	0.00%	0
Uncas Elementary	0.00%	0

EIPS Parent Survey 2020-21

Vegreville Composite High	0.00%	0
Wes Hosford Elementary	0.00%	0
Westboro Elementary	0.00%	0
Win Ferguson Elementary	0.00%	0
Woodbridge Farms Elementary	0.00%	0
<b>TOTAL</b>		<b>55</b>

## Q2 What grade is your child currently in?

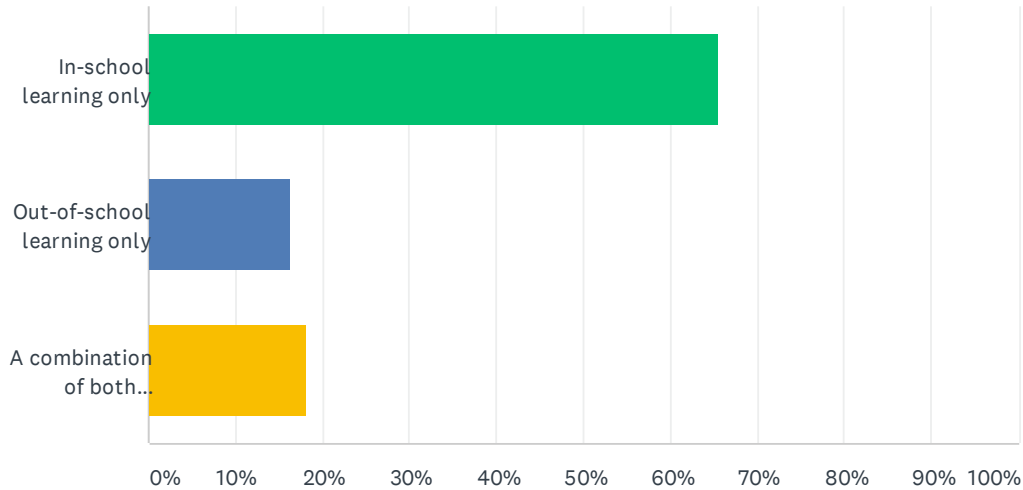
Answered: 55 Skipped: 0



ANSWER CHOICES	RESPONSES	
Play and Learn at School (PALS)	0.00%	0
Kindergarten	0.00%	0
Grades 1-3	0.00%	0
Grades 4-6	1.82%	1
Grades 7-9	0.00%	0
Grades 10-12	98.18%	54
<b>TOTAL</b>		<b>55</b>

Q3 A number of times this year, you could choose in-school or out-of-school learning for your child. What type of learning did you choose for you child this year? When answering this question, disregard the requirement to move to out-of-school learning when mandated by the Government of Alberta or if your child was required to temporarily self-isolate after being identified as a close contact of a confirmed case of COVID-19.

Answered: 55 Skipped: 0



ANSWER CHOICES	RESPONSES	
In-school learning only	65.45%	36
Out-of-school learning only	16.36%	9
A combination of both in-school and out-of-school learning	18.18%	10
TOTAL		55

## Q4 As a result of being in the Play and Learn at School (PALS) program, my child's demonstrating growth in their development.

Answered: 0 Skipped: 55

 No matching responses.

ANSWER CHOICES	RESPONSES
Strongly agree	0.00% 0
Agree	0.00% 0
Disagree	0.00% 0
Strongly disagree	0.00% 0
Don't know	0.00% 0
TOTAL	0



## Q5 As a result of being in the Kindergarten program, my child's becoming ready to enter Grade 1.

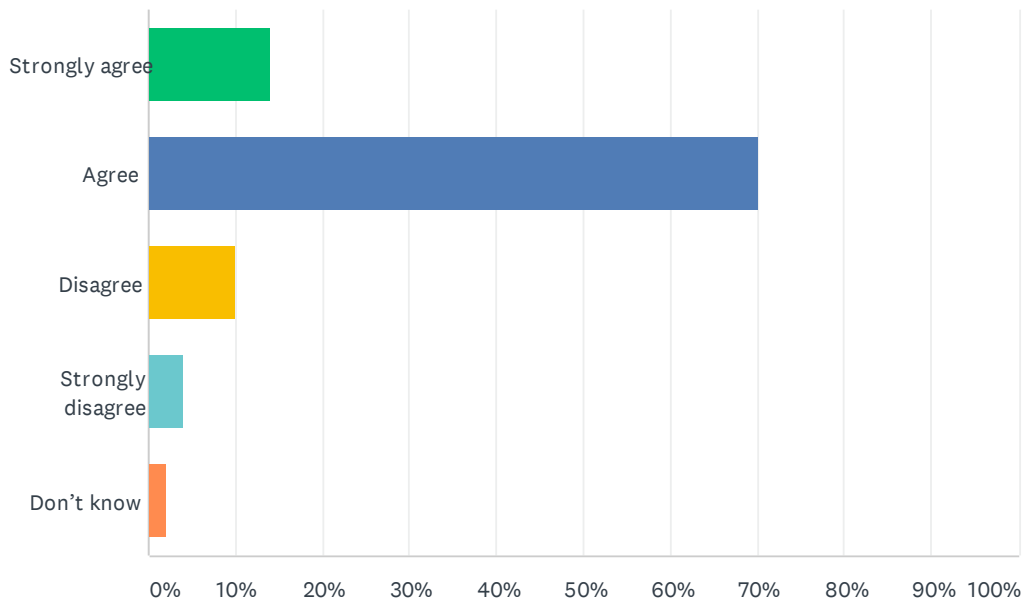
Answered: 0 Skipped: 55

 No matching responses.

ANSWER CHOICES	RESPONSES
Strongly agree	0.00% 0
Agree	0.00% 0
Disagree	0.00% 0
Strongly disagree	0.00% 0
Don't know	0.00% 0
TOTAL	0

## Q6 My child's individual needs are met.

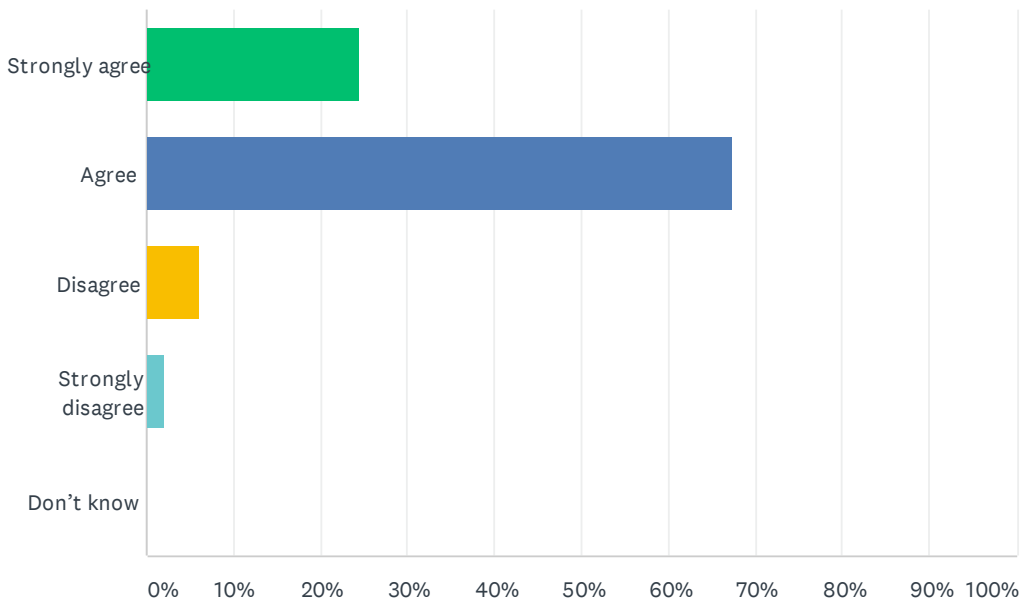
Answered: 50 Skipped: 5



ANSWER CHOICES	RESPONSES	
Strongly agree	14.00%	7
Agree	70.00%	35
Disagree	10.00%	5
Strongly disagree	4.00%	2
Don't know	2.00%	1
<b>TOTAL</b>		<b>50</b>

## Q7 My child's encouraged to do their best.

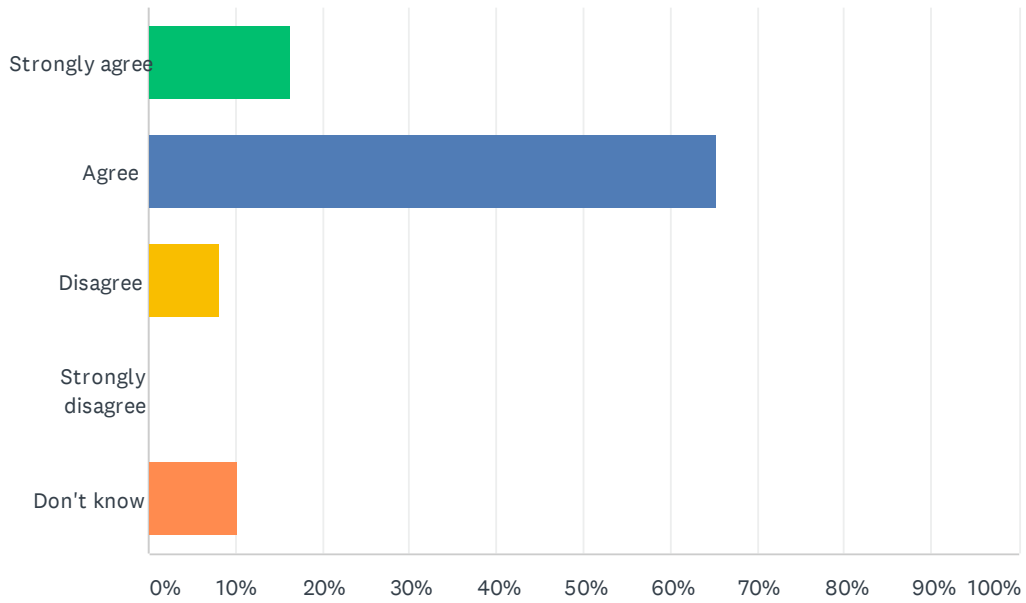
Answered: 49 Skipped: 6



ANSWER CHOICES	RESPONSES	
Strongly agree	24.49%	12
Agree	67.35%	33
Disagree	6.12%	3
Strongly disagree	2.04%	1
Don't know	0.00%	0
<b>TOTAL</b>		<b>49</b>

## Q8 My child's demonstrating growth in literacy.

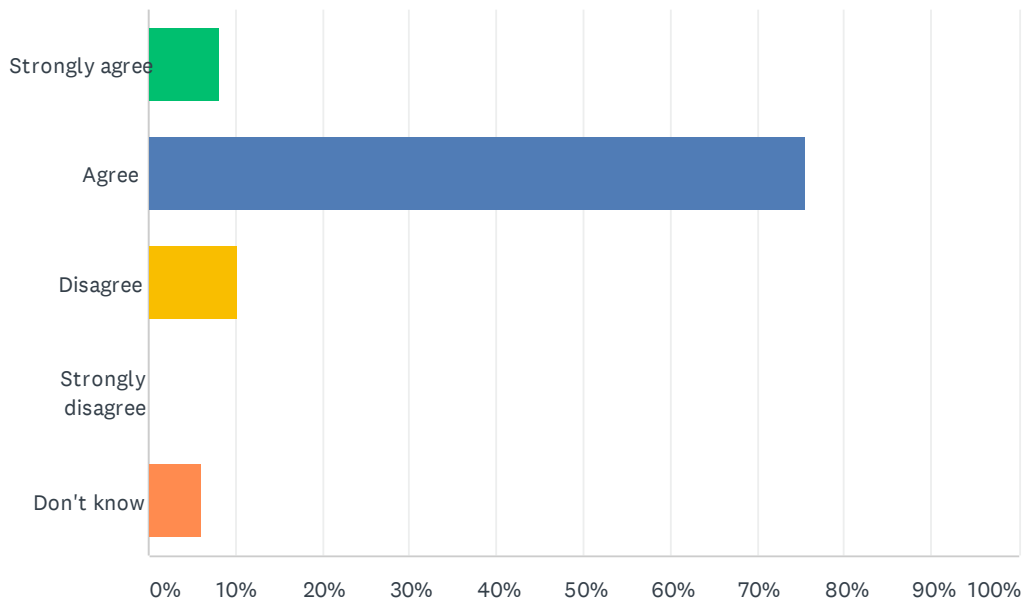
Answered: 49 Skipped: 6



ANSWER CHOICES	RESPONSES	
Strongly agree	16.33%	8
Agree	65.31%	32
Disagree	8.16%	4
Strongly disagree	0.00%	0
Don't know	10.20%	5
<b>TOTAL</b>		<b>49</b>

### Q9 My child's demonstrating growth in numeracy.

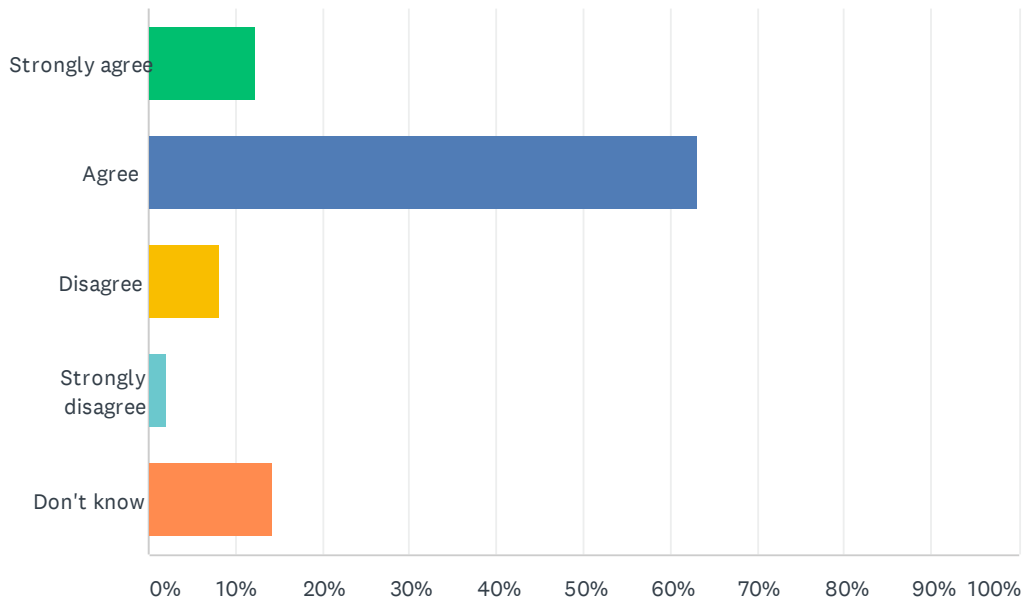
Answered: 49 Skipped: 6



ANSWER CHOICES	RESPONSES	
Strongly agree	8.16%	4
Agree	75.51%	37
Disagree	10.20%	5
Strongly disagree	0.00%	0
Don't know	6.12%	3
<b>TOTAL</b>		<b>49</b>

## Q10 My child has an understanding of First Nations, Métis and Inuit culture and history.

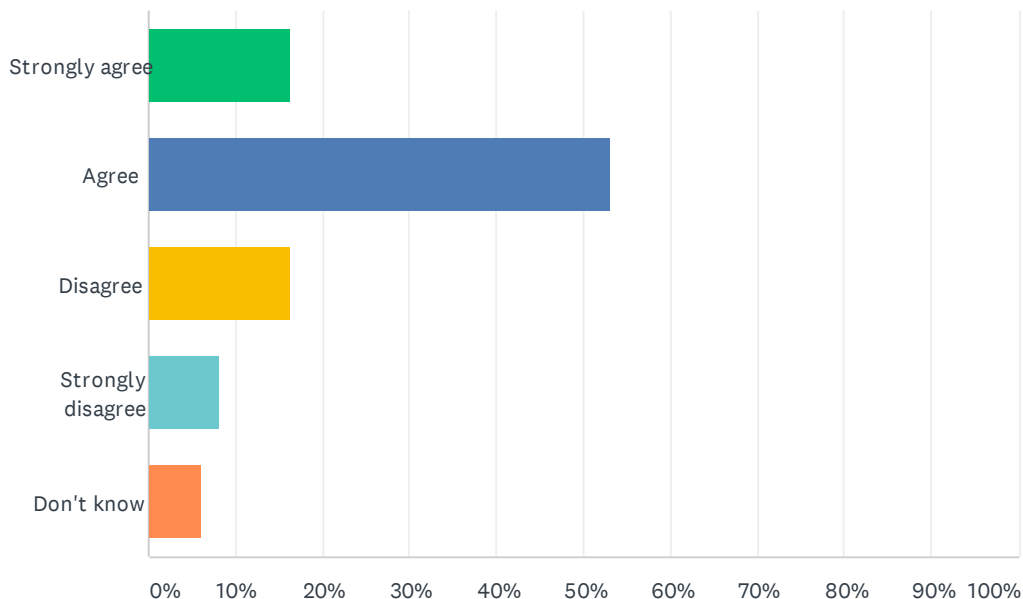
Answered: 49 Skipped: 6



ANSWER CHOICES	RESPONSES	
Strongly agree	12.24%	6
Agree	63.27%	31
Disagree	8.16%	4
Strongly disagree	2.04%	1
Don't know	14.29%	7
<b>TOTAL</b>		<b>49</b>

## Q11 My child's learning the knowledge, skills and attitudes necessary to be successful in life.

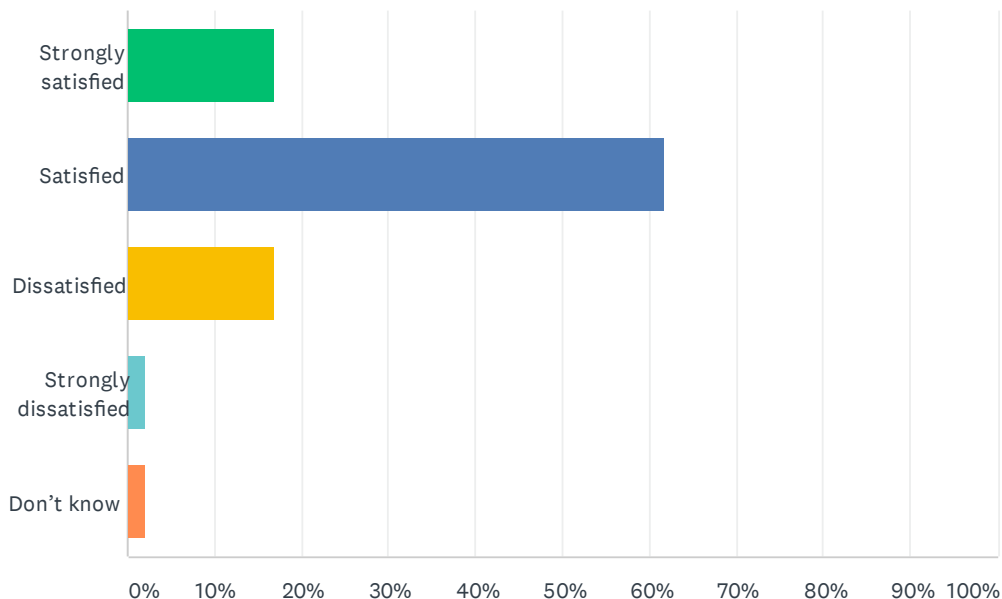
Answered: 49 Skipped: 6



ANSWER CHOICES	RESPONSES	
Strongly agree	16.33%	8
Agree	53.06%	26
Disagree	16.33%	8
Strongly disagree	8.16%	4
Don't know	6.12%	3
<b>TOTAL</b>		<b>49</b>

## Q12 How satisfied are you with the quality of education your child's receiving at school?

Answered: 47 Skipped: 8

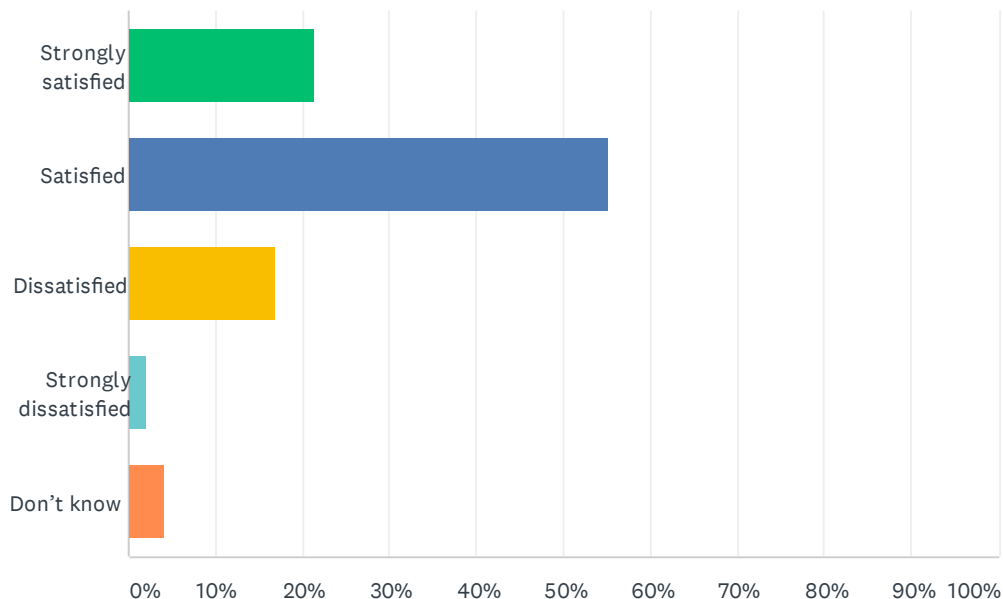


ANSWER CHOICES	RESPONSES	
Strongly satisfied	17.02%	8
Satisfied	61.70%	29
Dissatisfied	17.02%	8
Strongly dissatisfied	2.13%	1
Don't know	2.13%	1
<b>TOTAL</b>		<b>47</b>



## Q13 How satisfied are you with the quality of teaching at your child's school?

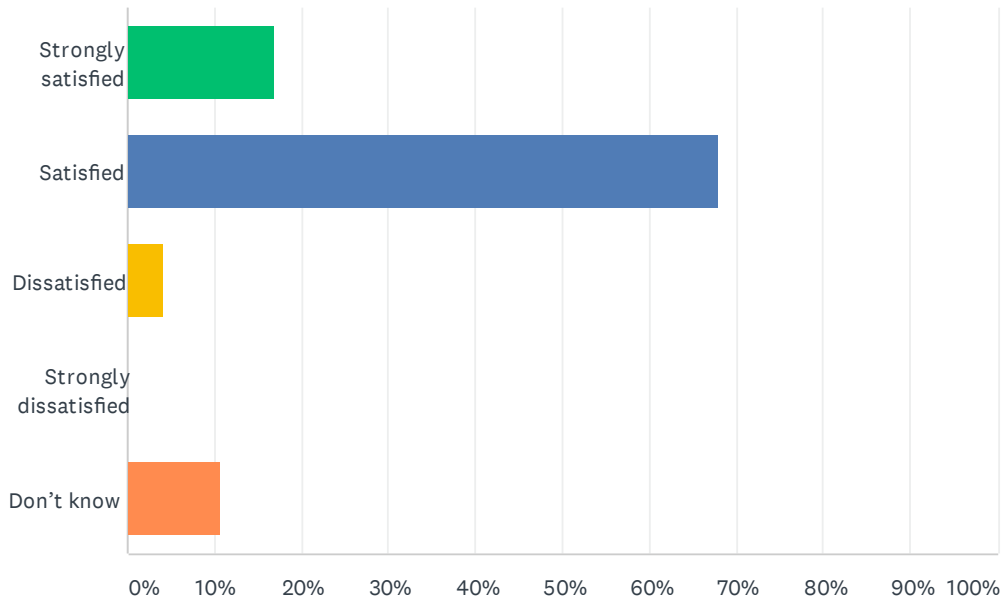
Answered: 47 Skipped: 8



ANSWER CHOICES	RESPONSES	
Strongly satisfied	21.28%	10
Satisfied	55.32%	26
Dissatisfied	17.02%	8
Strongly dissatisfied	2.13%	1
Don't know	4.26%	2
<b>TOTAL</b>		<b>47</b>

## Q14 How satisfied are you with the leadership at your child's school?

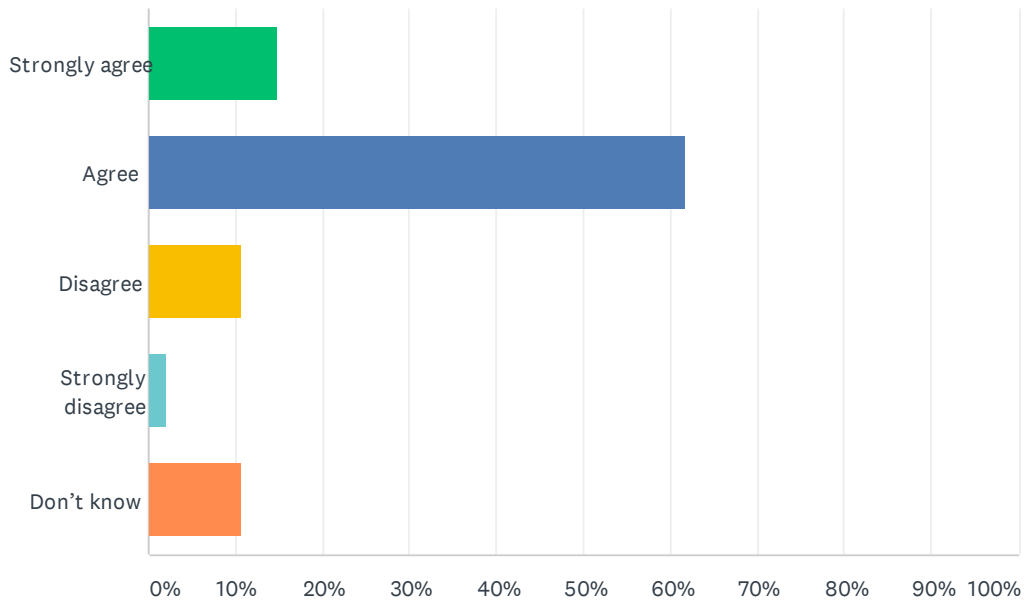
Answered: 47 Skipped: 8



ANSWER CHOICES	RESPONSES	
Strongly satisfied	17.02%	8
Satisfied	68.09%	32
Dissatisfied	4.26%	2
Strongly dissatisfied	0.00%	0
Don't know	10.64%	5
<b>TOTAL</b>		<b>47</b>

### Q15 My child’s school encourages my child to be a responsible, respectful and engaged citizen.

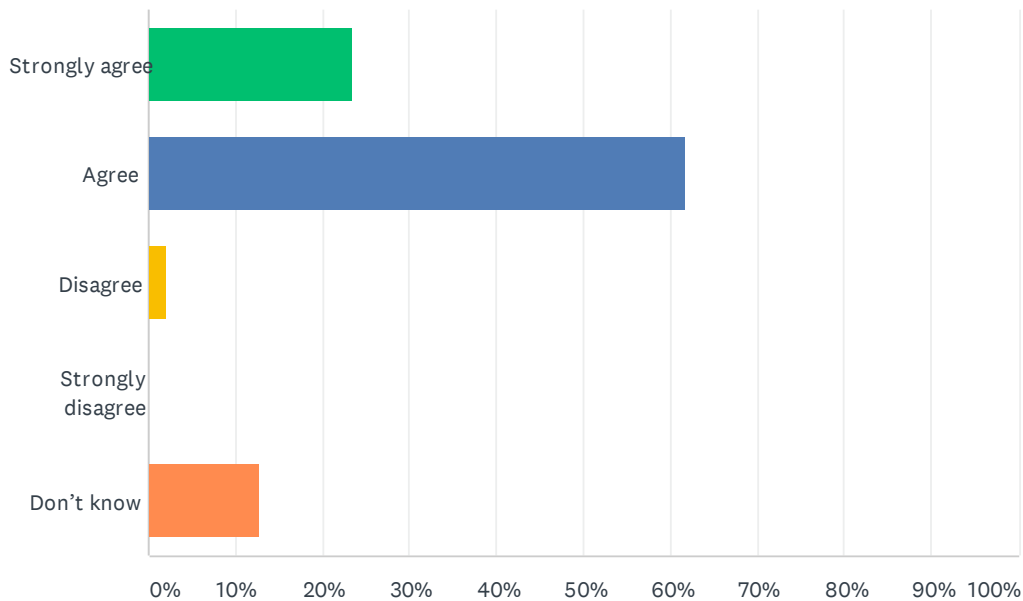
Answered: 47 Skipped: 8



ANSWER CHOICES	RESPONSES
Strongly agree	14.89% 7
Agree	61.70% 29
Disagree	10.64% 5
Strongly disagree	2.13% 1
Don't know	10.64% 5
<b>TOTAL</b>	<b>47</b>

### Q16 School staff care about my child.

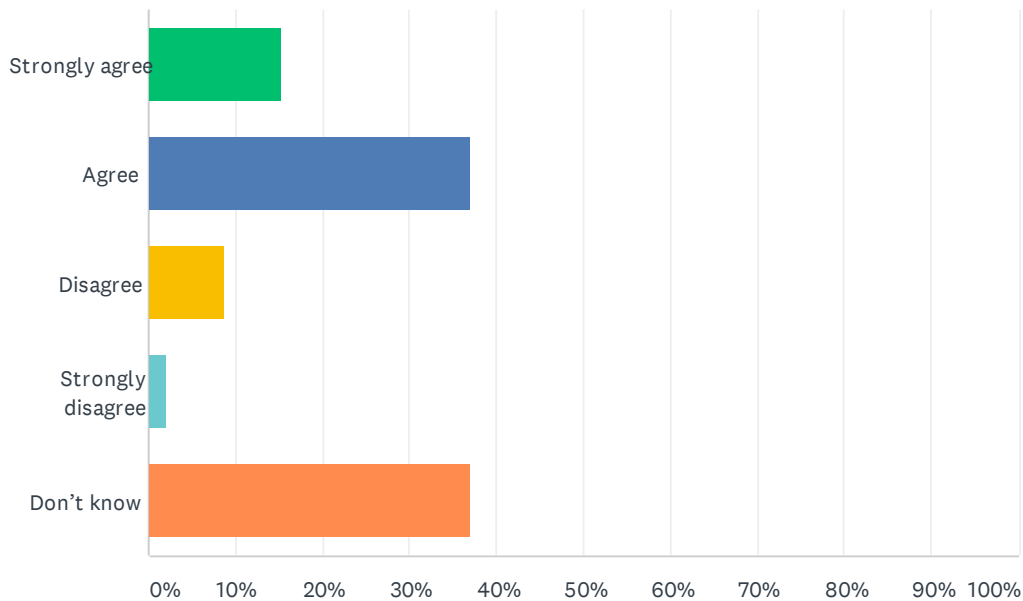
Answered: 47 Skipped: 8



ANSWER CHOICES	RESPONSES	
Strongly agree	23.40%	11
Agree	61.70%	29
Disagree	2.13%	1
Strongly disagree	0.00%	0
Don't know	12.77%	6
<b>TOTAL</b>		<b>47</b>

### Q17 My child's school handles discipline fairly and reasonably.

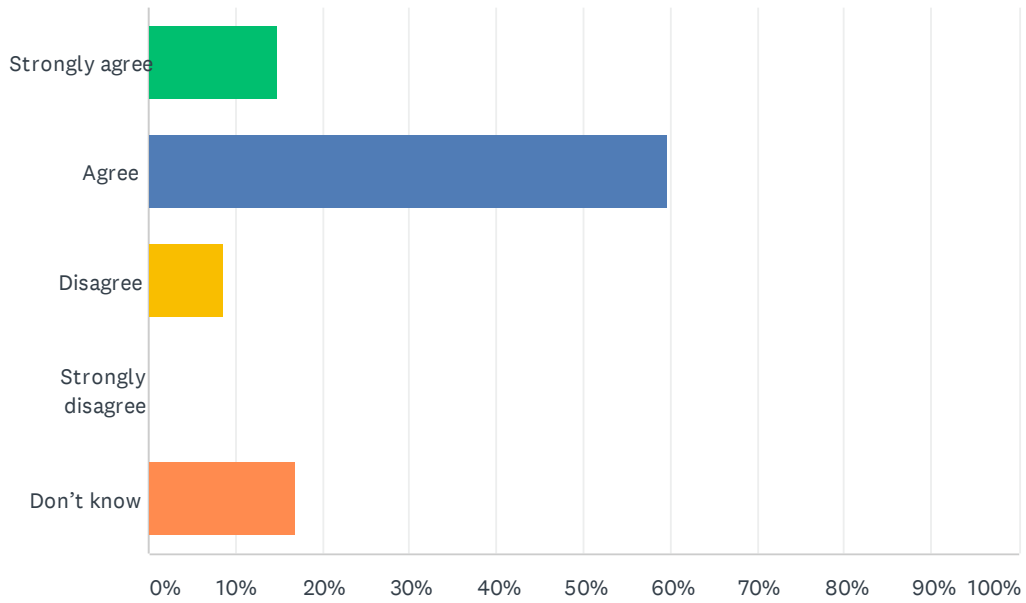
Answered: 46 Skipped: 9



ANSWER CHOICES	RESPONSES	
Strongly agree	15.22%	7
Agree	36.96%	17
Disagree	8.70%	4
Strongly disagree	2.17%	1
Don't know	36.96%	17
<b>TOTAL</b>		<b>46</b>

## Q18 My child's school is safe.

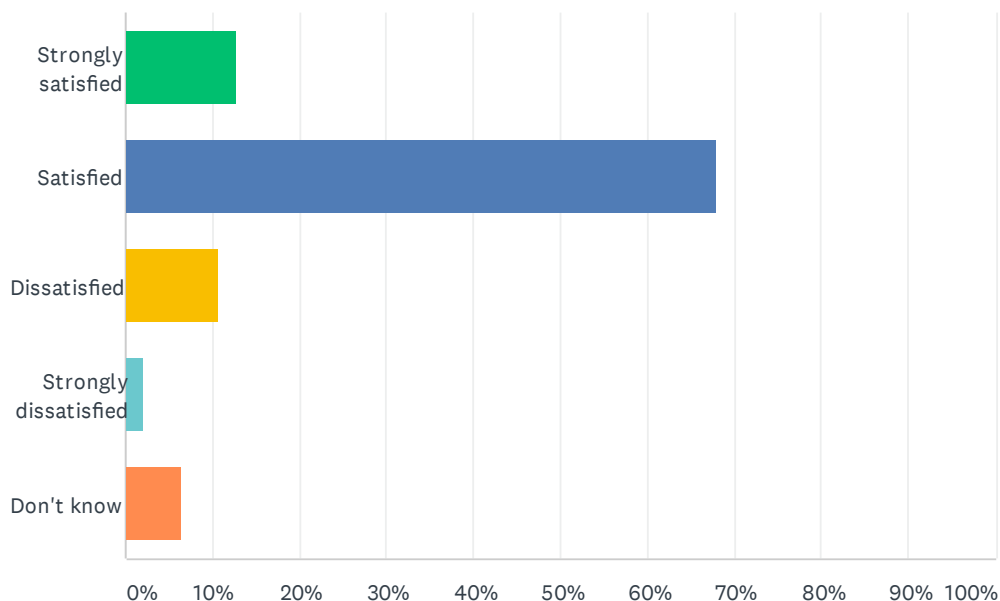
Answered: 47 Skipped: 8



ANSWER CHOICES	RESPONSES	
Strongly agree	14.89%	7
Agree	59.57%	28
Disagree	8.51%	4
Strongly disagree	0.00%	0
Don't know	17.02%	8
<b>TOTAL</b>		<b>47</b>

## Q19 How satisfied are you with the resources available to support your child's learning?

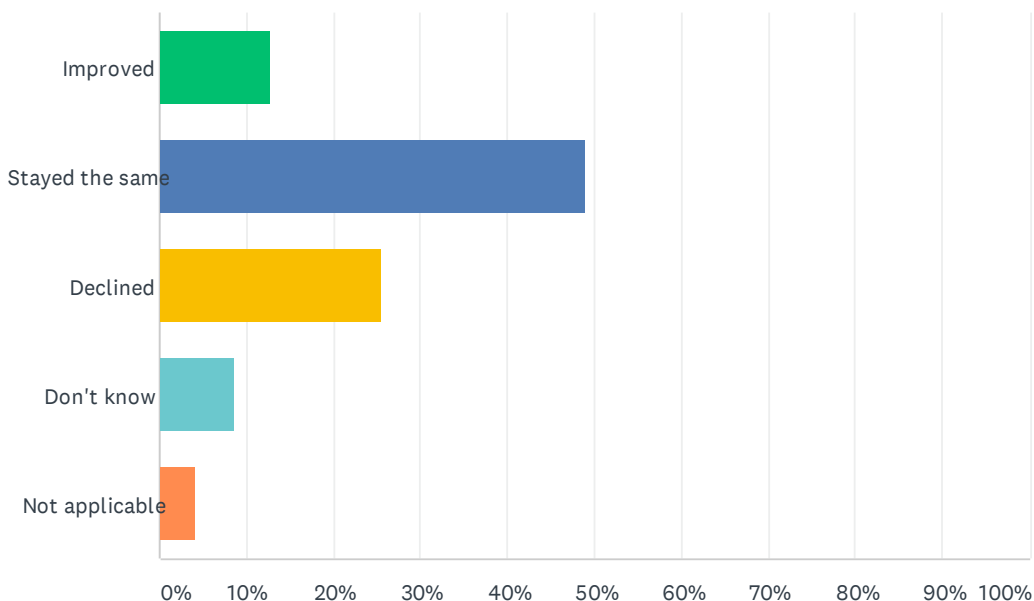
Answered: 47 Skipped: 8



ANSWER CHOICES	RESPONSES	
Strongly satisfied	12.77%	6
Satisfied	68.09%	32
Dissatisfied	10.64%	5
Strongly dissatisfied	2.13%	1
Don't know	6.38%	3
<b>TOTAL</b>		<b>47</b>

## Q20 In your opinion, has the quality of education your child experienced improved, stayed the same or declined in the past three years?

Answered: 47 Skipped: 8

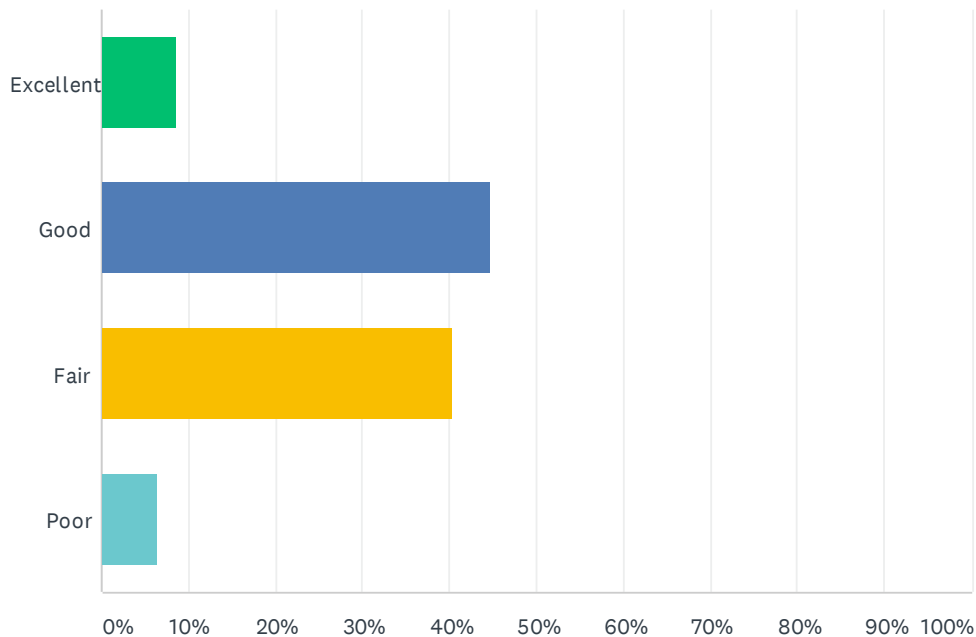


ANSWER CHOICES	RESPONSES	
Improved	12.77%	6
Stayed the same	48.94%	23
Declined	25.53%	12
Don't know	8.51%	4
Not applicable	4.26%	2
<b>TOTAL</b>		<b>47</b>



## Q21 How do you rate the physical condition of your child's school?

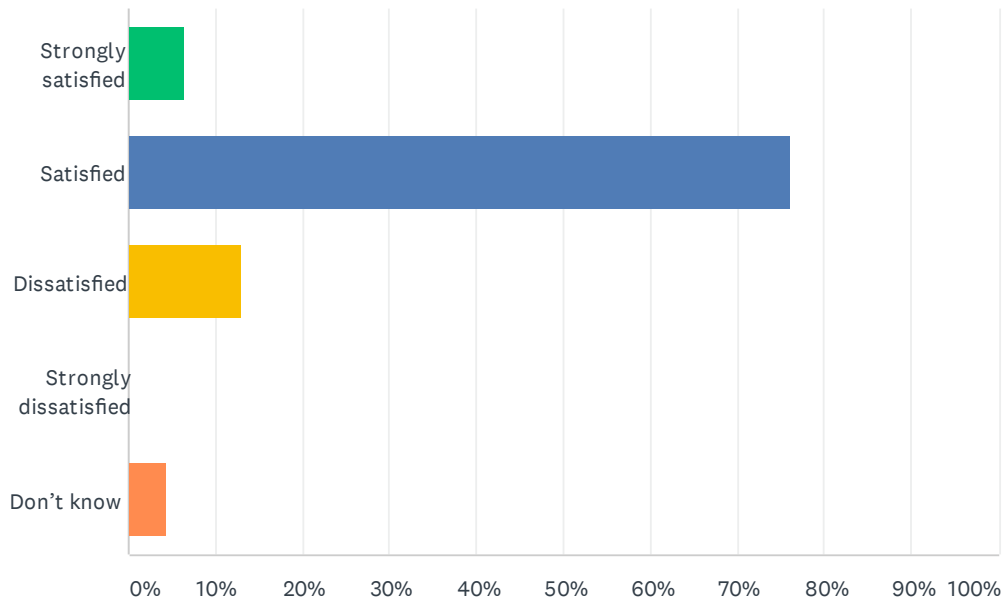
Answered: 47 Skipped: 8



ANSWER CHOICES	RESPONSES	
Excellent	8.51%	4
Good	44.68%	21
Fair	40.43%	19
Poor	6.38%	3
<b>TOTAL</b>		<b>47</b>

## Q22 How satisfied are you with the opportunities provided to be involved in your child's education?

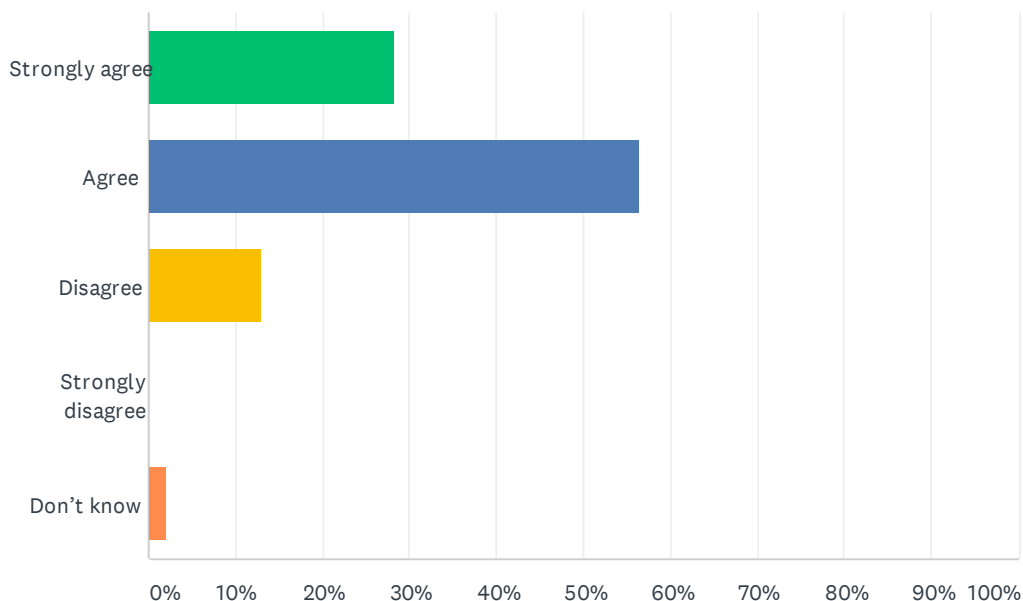
Answered: 46 Skipped: 9



ANSWER CHOICES	RESPONSES	
Strongly satisfied	6.52%	3
Satisfied	76.09%	35
Dissatisfied	13.04%	6
Strongly dissatisfied	0.00%	0
Don't know	4.35%	2
<b>TOTAL</b>		<b>46</b>

## Q23 The school keeps me informed about my child's progress and achievement.

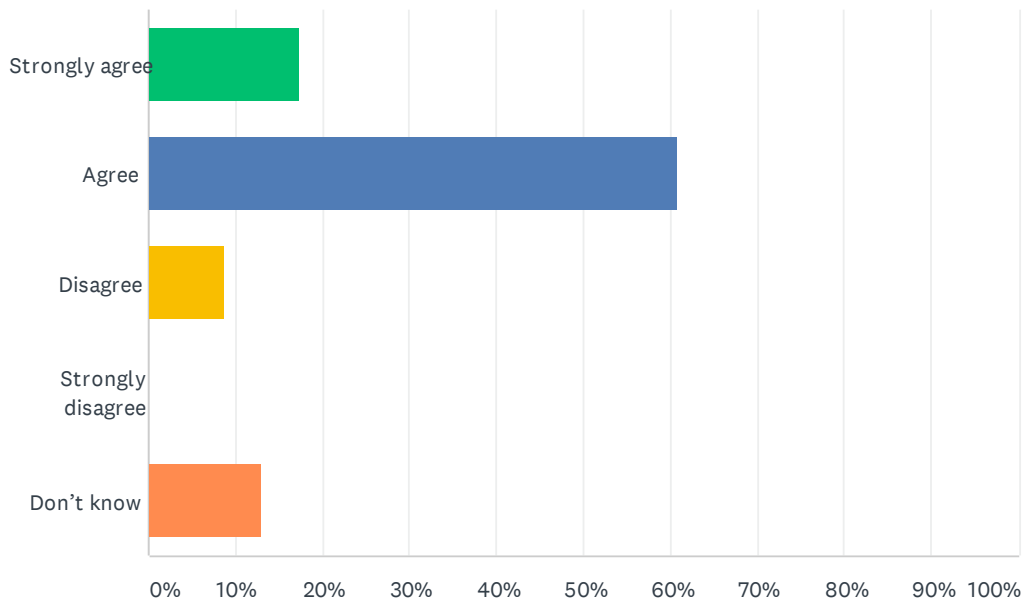
Answered: 46 Skipped: 9



ANSWER CHOICES	RESPONSES	
Strongly agree	28.26%	13
Agree	56.52%	26
Disagree	13.04%	6
Strongly disagree	0.00%	0
Don't know	2.17%	1
<b>TOTAL</b>		<b>46</b>

## Q24 There is open and honest communication within my child's school.

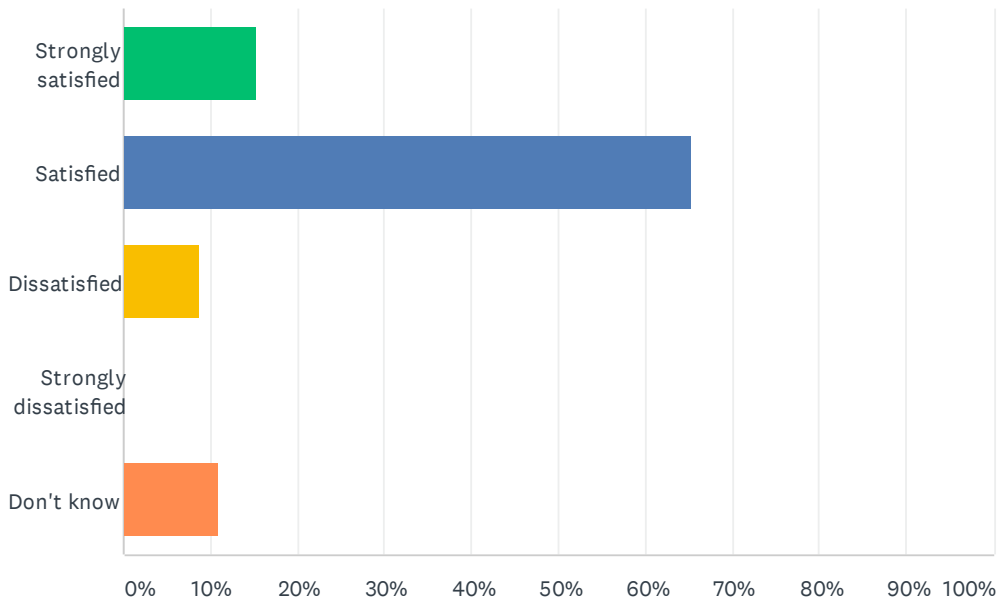
Answered: 46 Skipped: 9



ANSWER CHOICES	RESPONSES	
Strongly agree	17.39%	8
Agree	60.87%	28
Disagree	8.70%	4
Strongly disagree	0.00%	0
Don't know	13.04%	6
<b>TOTAL</b>		<b>46</b>

## Q25 How satisfied are you with the Division’s commitment to engaging families in matters that affect public education?

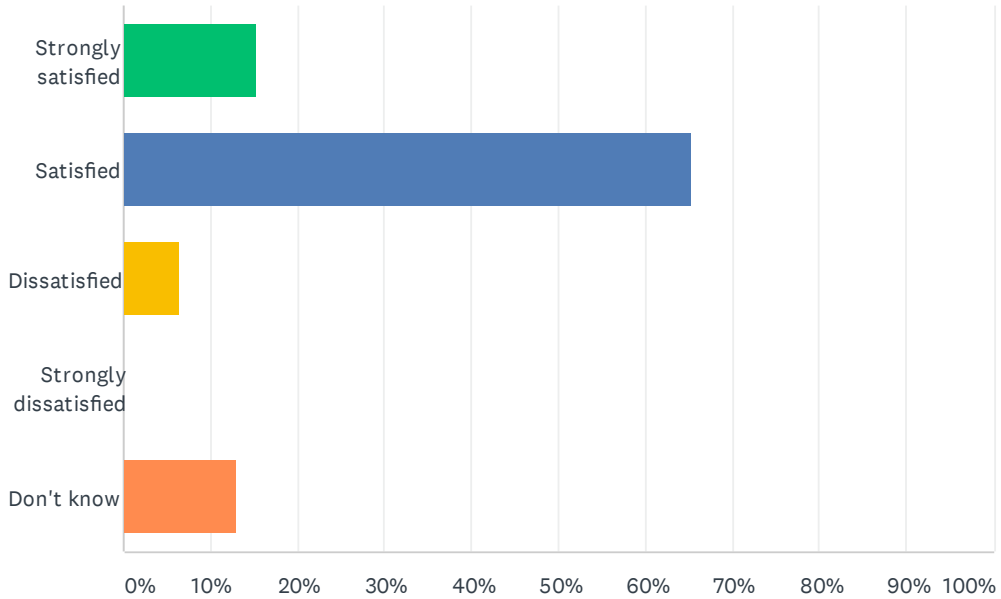
Answered: 46 Skipped: 9



ANSWER CHOICES	RESPONSES	
Strongly satisfied	15.22%	7
Satisfied	65.22%	30
Dissatisfied	8.70%	4
Strongly dissatisfied	0.00%	0
Don't know	10.87%	5
<b>TOTAL</b>		<b>46</b>

## Q26 How satisfied are you with the Division’s commitment to advocating for public education?

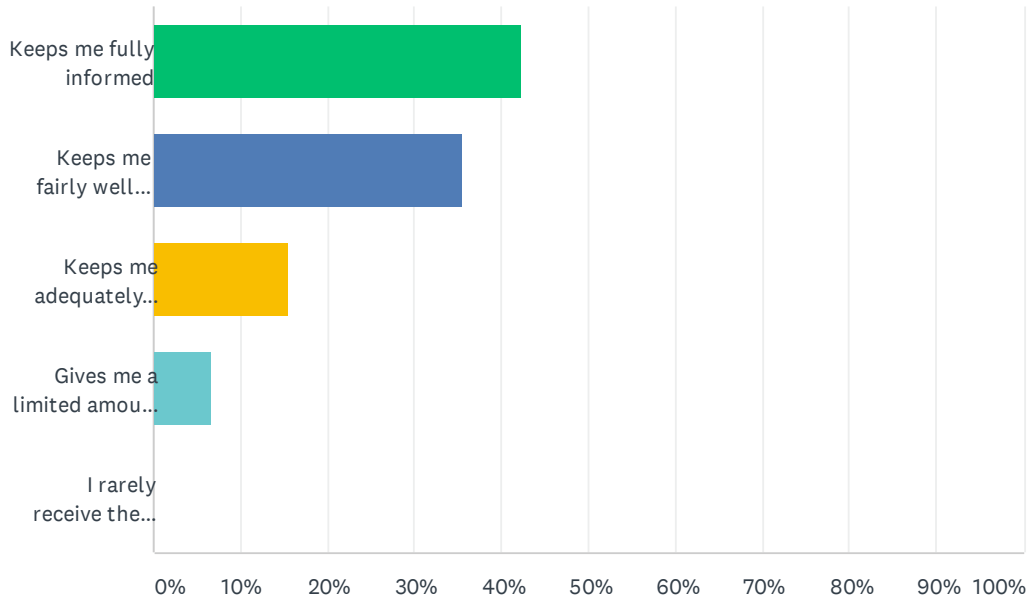
Answered: 46 Skipped: 9



ANSWER CHOICES	RESPONSES
Strongly satisfied	15.22% 7
Satisfied	65.22% 30
Dissatisfied	6.52% 3
Strongly dissatisfied	0.00% 0
Don't know	13.04% 6
<b>TOTAL</b>	<b>46</b>

Q27 Elk Island Public Schools appreciates the opportunity to stay connected with parents about news, activities, programs and other matters of importance. What is your impression of the communication you receive from your child's school?

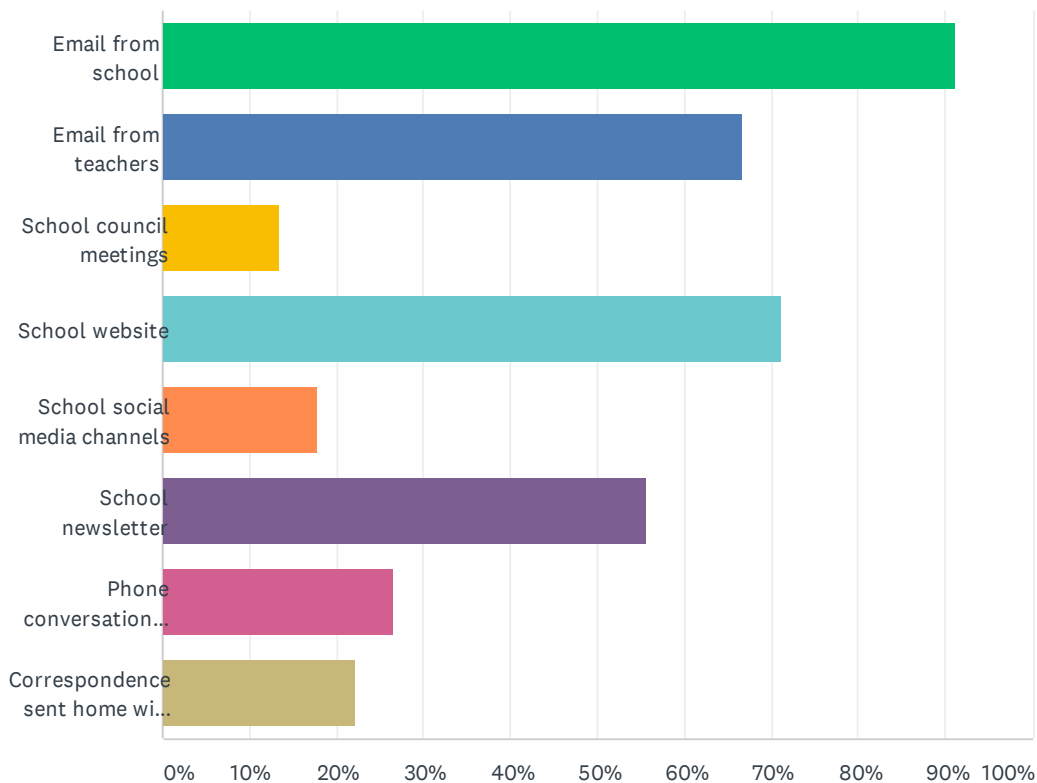
Answered: 45 Skipped: 10



ANSWER CHOICES	RESPONSES	
Keeps me fully informed	42.22%	19
Keeps me fairly well informed	35.56%	16
Keeps me adequately informed	15.56%	7
Gives me a limited amount of information	6.67%	3
I rarely receive the information I need	0.00%	0
<b>TOTAL</b>		<b>45</b>

### Q28 Do you regularly make use of the following to keep up to date on school activities, programs, etc.? Check all that apply.

Answered: 45 Skipped: 10

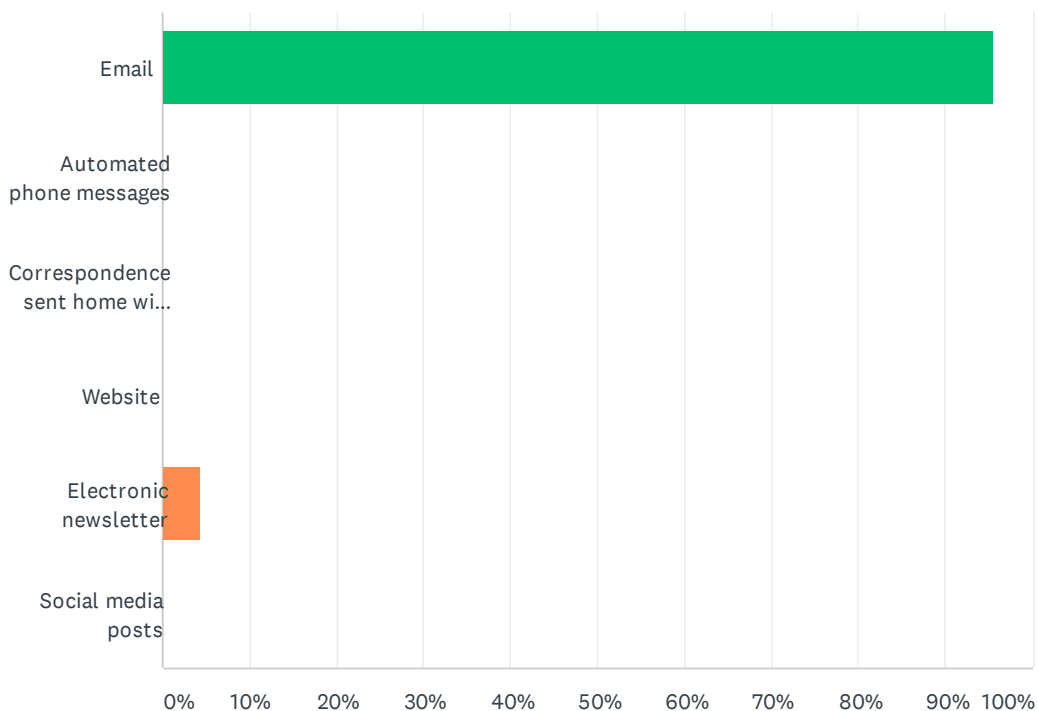


ANSWER CHOICES	RESPONSES	
Email from school	91.11%	41
Email from teachers	66.67%	30
School council meetings	13.33%	6
School website	71.11%	32
School social media channels	17.78%	8
School newsletter	55.56%	25
Phone conversations with the school or teachers	26.67%	12
Correspondence sent home with my child	22.22%	10
Total Respondents: 45		



## Q29 What is your most preferred method of communication from the school and Division?

Answered: 45 Skipped: 10



ANSWER CHOICES	RESPONSES	
Email	95.56%	43
Automated phone messages	0.00%	0
Correspondence sent home with my child	0.00%	0
Website	0.00%	0
Electronic newsletter	4.44%	2
Social media posts	0.00%	0
<b>TOTAL</b>		<b>45</b>

Q30 Do you visit the Division website ([www.eips.ca](http://www.eips.ca)) for information on:

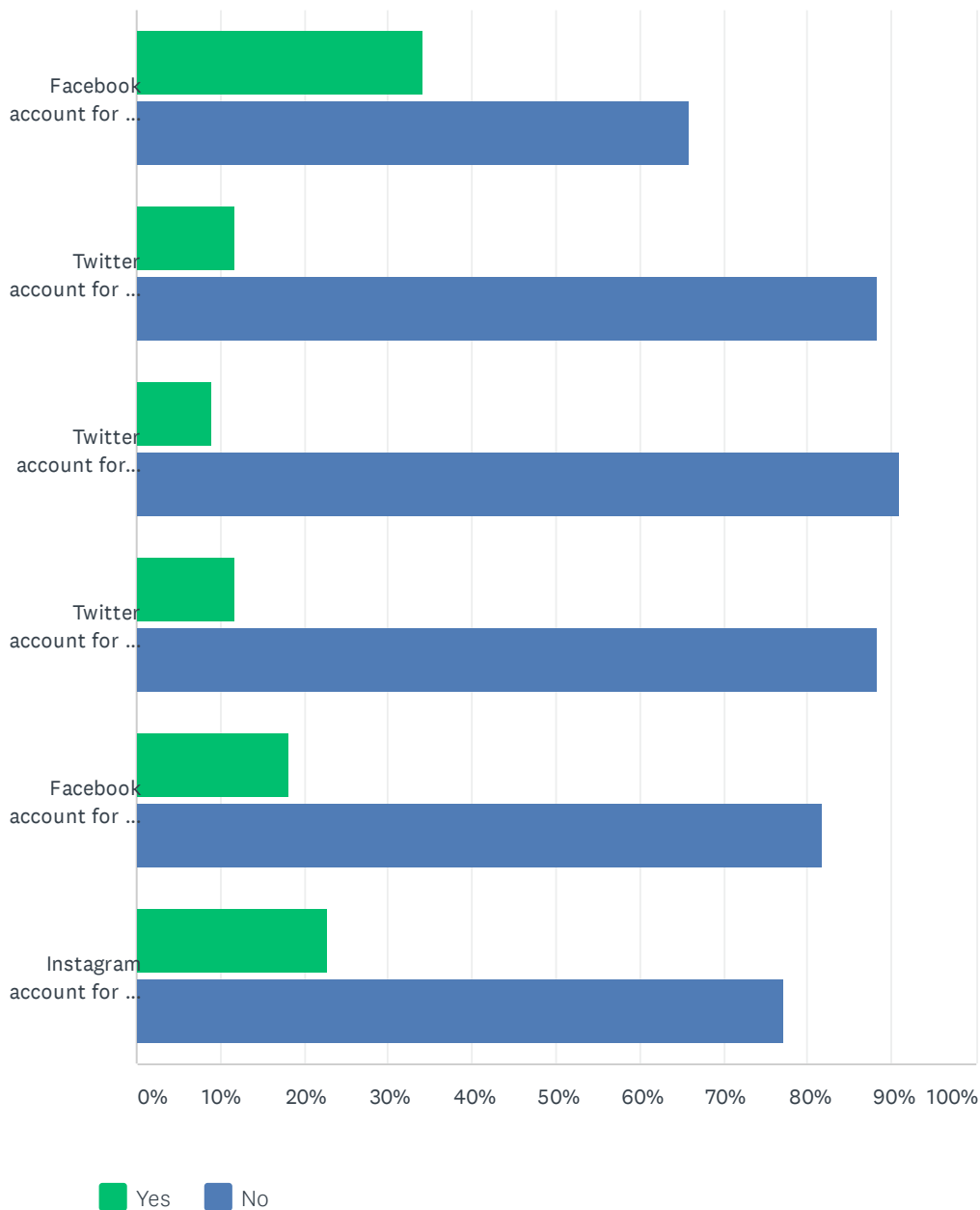
Answered: 45 Skipped: 10

**Editor's note:**

As Question #30 is only relevant at the Division level, responses have been omitted in the school-level data. As such, pages 35-36 have been excluded from this document.

### Q31 The Division and schools often share news and information on social media. Do you follow:

Answered: 45 Skipped: 10



EIPS Parent Survey 2020-21

	YES	NO	TOTAL	WEIGHTED AVERAGE
Facebook account for the Division (@ElkIslandPublicSchools)	34.09% 15	65.91% 29	44	1.34
Twitter account for the Division (@eips)	11.63% 5	88.37% 38	43	1.12
Twitter account for EIPS Student Transportation (@eipsST)	9.09% 4	90.91% 40	44	1.09
Twitter account for my child's school, if applicable	11.63% 5	88.37% 38	43	1.12
Facebook account for my child's school, if applicable	18.18% 8	81.82% 36	44	1.18
Instagram account for my child's school, if applicable	22.73% 10	77.27% 34	44	1.23