

School Education Plan

Fort Saskatchewan High

2025-26



School Education Plan for the 2025-26 School Year

Fort Saskatchewan High

SCHOOL GOAL 1

Our school community will foster a respectful, trusting environment by emphasizing high-quality instruction, positive relationships, and meaningful feedback to empower lifelong academic and personal growth.

Related Division Goals

- Priority 1, Goal 2: Promote Growth and Success for All Students; Success for Every Student.
- Priority 2, Goal 2: Enhance High-Quality Learning and Working Environments; Positive Learning and Working Environments.

Strategy

Leverage Professional Learning Communities (PLCs) and Collaborative Wednesdays to analyze student achievement data, share effective instructional strategies, and plan targeted interventions.

Integrate literacy and numeracy instruction across all subject areas through targeted reading strategies, real-world math applications, and written reflection.


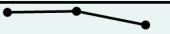
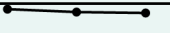
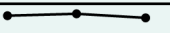
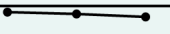
Employ formative assessment tools, rubrics, and exemplars to guide feedback and monitor progress toward learning outcomes.

Maintain regular communication with families regarding student progress through digital platforms and direct engagement.

School Education Plan for the 2025-26 School Year

Fort Saskatchewan High

Measure Results

Priority	Goal	Measure	Description	2022-23	2023-24	2024-25	Trendline
P1	G2	M30	The percentage of EIPS stakeholders who agree students individual learning needs are met.	93.21%	86.25%	82.20%	
P1	G2	M58	The percentage of teachers, families and students who agree learners are engaged in their learning.	87.70%	88.60%	76.80%	
P1	G2	M59	The percentage of EIPS stakeholders who agree students are encouraged to do their best.	91.25%	88.75%	87.96%	
P2	G1	M72	The percentage of EIPS stakeholders satisfied with the quality of teaching at their/their child's school.	85.63%	87.26%	83.78%	
P2	G1	M74	The percentage of teachers, families and students satisfied with the overall quality of basic education.	90.50%	88.90%	86.40%	

School Education Plan for the 2025-26 School Year

Fort Saskatchewan High

SCHOOL GOAL 2

Our school will prepare students for post-secondary education and the world of work by developing essential life and career skills, including communication, leadership, digital literacy, and problem-solving.

Related Division Goals

- Priority 1, Goal 2: Promote Growth and Success for All Students; Success for Every Student.
- Priority 2, Goal 2: Enhance High-Quality Learning and Working Environments; Positive Learning and Working Environments.

Strategy

Emphasize attendance, punctuality, and appropriate communication as key employability skills, tracking improvements through school data.

Provide structured opportunities for students to build communication skills via writing tasks, group projects, and professional correspondence exercises.

Facilitate career education through resume workshops, mock interviews, job shadowing, and partnerships with local businesses.






Incorporate technology tools, digital portfolios, and responsible digital citizenship lessons into daily instruction.

Expand leadership and service-learning opportunities through student-led initiatives and community partnerships.

School Education Plan for the 2025-26 School Year

Fort Saskatchewan High

Measure Results

Priority	Goal	Measure	Description	2022-23	2023-24	2024-25	Trendline
P1	G2	M19	The high school completion rate within three years and five years of entering Grade 10.	92.30%	85.40%	88.80%	
P1	G2	M20	The annual dropout rate of students aged 14 to 18.	1.80%	1.20%	1.70%	
P1	G2	M23	The percentage of senior high students who transition to post-secondary education, including apprenticeships, within six years of entering Grade 10.	54.70%	51.80%	43.60%	
P1	G2	M52	The percentage of teachers and families who agree students are taught the attitudes and behaviours to be successful at work and when they finish school.	78.60%	77.60%	75.00%	
P1	G2	M53	The percentage of EIPS stakeholders who agree students at their school are taught the knowledge, skills and attitudes necessary to be successful in life.	73.46%	74.38%	67.37%	

School Education Plan for the 2025-26 School Year

Fort Saskatchewan High

SCHOOL GOAL 3

Teachers will use student data to guide engaging, personalized instruction that drives measurable growth, with a strong emphasis on literacy, numeracy, and the foundational skills essential for lifelong learning.

Related Division Goals

- Priority 1, Goal 2: Promote Growth and Success for All Students; Success for Every Student.
- Priority 2, Goal 1: Enhance High-Quality Learning and Working Environments; A Culture of Excellence and Accountability.

Strategy

Foster collaboration among staff through regular PLCs and shared planning time to support student learning and school goals.

Increase opportunities for student leadership, peer mentorship, and recognition of student contributions.







Engage families through consistent communication channels (email, school website, events) and create avenues for feedback and involvement.

Create a welcoming school environment through inclusive events, culturally responsive practices, and community partnerships.

School Education Plan for the 2025-26 School Year

Fort Saskatchewan High




Measure Results

Priority	Goal	Measure	Description	2022-23	2023-24	2024-25	Trendline
P1	G2	M34	The percentage of students who achieve the standard of excellence in: English 30-1 diploma examinations.	6.40%	8.90%	No Result	
P1	G2	M35	The percentage of students who achieve the standard of excellence in: English 30-2 diploma examinations.	15.40%	16.40%	No Result	
P1	G2	M41	The percentage of students who achieve the standard of excellence in: Math 30-1 diploma examinations.	22.20%	28.60%	No Result	
P1	G2	M42	The percentage of students who achieve the standard of excellence in: Math 30-2 diploma examinations.	3.30%	13.90%	No Result	
P1	G2	M52	The percentage of teachers and families who agree students are taught the attitudes and behaviours to be successful at work and when they finish school.	78.60%	77.60%	75.00%	
P1	G2	M53	The percentage of EIPS stakeholders who agree students at their school are taught the knowledge, skills and attitudes necessary to be successful in life.	73.46%	74.38%	67.37%	

School Education Plan for the 2025-26 School Year

Fort Saskatchewan High

Measure Results

Priority	Goal	Measure	Description	2022-23	2023-24	2024-25	Trendline
P1	G2	M195	The percentage of students who achieve the acceptable standard in: English 30-1 diploma examinations.	93.60%	83.90%	No Result	
P1	G2	M196	The percentage of students who achieve the acceptable standard in: English 30-2 diploma examinations.	94.20%	98.20%	No Result	
P1	G2	M198	The percentage of students who achieve the acceptable standard in: Math 30-1 diploma examinations.	66.70%	89.30%	No Result	
P1	G2	M199	The percentage of students who achieve the acceptable standard in: Math 30-2 diploma examinations.	83.30%	66.70%	No Result	